



江苏荣垦医疗科技有限公司
JIANGSU YOUNGCOLN MEDICAL CO., LTD.


地址: 江苏省张家港经济开发区东南大道5号
邮箱: sales@medycon.com
电话: 0512-56951592
Http://www.youngcoln.com

Add: No.5, Dongnan Avenue Economic Developing Area,
Zhangjiagang City, Jiangsu Province China.
E-mail: sales@medycon.com
Tel: 0512-56951592
Http://www.youngcoln.com

张家港青尼罗河曼迪科机械有限公司
ZHANGJIAGANG MEDYCON MACHINERY CO.,LTD.

地址: 张家港市省经济开发区东南区大道
电话: 0512-56951911, 56951592, 56951598
传真: 0512-56951590

Add: Dongqu Dadao Economic Developing Area
Zhangjiagang City, Jiangsu Province, China.
Tel: 0086-512-56951911, 56951592, 56951598
Fax: 0086-512-56951590
Http://www.medycon.com



荣垦医疗
曼迪科医疗

诚信 + 务实 + 创新
Honest + Pragmatic + Innovative

MDK-5638K(I) Electric Hospital Bed With Five Functions 电动医用病床(五功能)



Specification:

L2200*W1050*H500-800mm

Standard Accessory:

- Detachable ABS head/foot board
- Collapsible ABS guardrails
- Embedded rails control
- Embedded nurse control on the foot board
- Integrated stamping frame and mattress base are made of steel epoxy
- I.V. Pole & Drainage hook with PU cover
- Center control lock
- Chassis with ABS cover

Optional accessory:

Mattress & over-bed table & bedside cabinet & Back-up battery & CPR control

规格:

L2200*W1050*H500-800mm

标配:

- 可拆卸式ABS床头床尾板
- 可折叠式ABS护栏
- 护栏和床尾配备嵌入式控制器按键
- 床体床面钢制磷化处理喷塑配备
- 可调解式点滴架1支, 沾塑型尿袋钩
- 四轮同步刹车系统1组
- 防尘式ABS底座

选配:

床垫, 床边桌, 床头柜, 备用电池, CPR控制器

MDK-5638K(II) Electric Hospital Bed With Five Functions 电动医用病床(五功能)



Specification:

L2200*W1050*H500-800mm

Standard Accessory:

- Detachable ABS head/foot board
- Collapsible ABS guardrails
- Embedded rails control
- Integrated stamping frame and mattress base are made of steel epoxy with ABS soft joint
- I.V. Pole & Drainage hook with PU cover
- Center control lock
- Handset 1pc

Optional accessory:

Mattress & over-bed table & bedside cabinet & Spare battery & CPR control & Nurse control panel

规格:

L2200*W1050*H500-800mm

标配:

- 可拆卸式ABS床头床尾板
- 可折叠式ABS护栏
- 嵌入式护栏控制器按键
- 床体床面钢制磷化处理喷塑配备ABS软连接
- 可调解式点滴架1支, 沾塑型尿袋钩
- 四轮同步刹车系统1组
- 防尘式ABS底座

选配:

床垫, 床边桌, 床头柜, 备用电池, CPR控制器

MDK-5638K(III) Electric Hospital Bed With Eight Functions 电动医用病床(八功能)



Specification:

Size: 2025/2230*935*500/1000mm

- Full length: 2025-2230mm
- Full width: Including the side rails: 1050mm & With the side rails: 990mm
- Bed base height range: Maximum height: 1000mm & Minimum height: 500mm
- Patient touching surface: 900*1960mm
- Bed base angle position adjustable
- Back section panel: 0~75°
- Leg section panel: 0~45°
- Trendelenburg: 0~10°
- Anti-trendelenburg: 0~10°
- Maximum safe load: 250KG
- Accuracy of measurement: 0.1KG
- Diameter of centrally silent castor: 125mm

Standard accessories:

Nurse controller & Rail controller & Linak electrical motor & Drainage hook & Angle scale. & CPR handle. & Detachable PP head and foot board & PP side rail

Optional accessories:

Weight reading system & Mattress & Rise-and-fall guide wheel

规格:

- 尺寸: 2025/2230*990/1050*500/1000mm
- 全长: 2025-2230mm
- 全宽: 床栏升起时: 1050mm 床栏放下时: 990mm
- 床高范围: 最高: 1000mm 最低: 500mm
- 患者接触表面: 900*1960mm
- 床板位置调节 背板: 0~75° 腿板: 0~45°
- 整床向前倾斜: 0~10° 整床向后倾斜: 0~10°
- 最大承重: 250KG 量测精度: 0.1KG
- 中控静音轮直径: 125mm

标配:

护士控制器、护栏控制器、Linak电动马达、引流挂钩、背板角度指示器、单手操作“心肺复苏位”快速释放把手、可拆卸PP床头床尾板、PP护栏

选配:

床垫, 床边桌, 床头柜, 备用电池, CPR控制器, 可升降导向轮。

MDK-5638K(IV) Electric Hospital Bed With Eight Functions 电动医用病床(八功能)



Specification:

- Size: 2200*1050*500-950mm
- Detachable ABS head/foot board with roller bumpers
- Full width: Including the side rails: 1050mm
- Bed base height range: Maximum height: 950mm & Minimum height: 500mm
- Patient touching surface: 1950*900mm
- Back section panel: 0~75°
- Leg section panel: 0~45°
- Trendelenburg: 0~12°
- Anti-trendelenburg: 0~12°
- Left and right tilt: 0~12°
- Maximum safe load: 250KG
- Integrated stamping frame and mattress base are made of steel epoxy
- I.V. Pole & Drainage hook with PU cover
- Embedded rails control
- ACP(Nurse controller)
- Center control lock
- Chassis with ABS cover

Standard accessories:

Nurse controller & Rail controller & Drainage & Detachable PP head and foot board & PP side rail

Optional accessories:

Mattress & over-bed table & bedside cabinet & Back-up battery & CPR control

规格:

- 尺寸: 2200*1050*500-950mm
- 床高范围: 最高: 950mm 最低: 500mm
- 背板调节: 0~75°
- 腿板调节: 0~45°
- 整床向前倾斜: 0~12°
- 整床向后倾斜: 0~12°
- 整床向左倾斜: 0~12°
- 整床向右倾斜: 0~12°
- 最大承重: 250KG
- 可拆卸式ABS床头床尾板
- 可折叠式ABS护栏
- 护栏和床尾配备嵌入式控制器按键
- 床体床面钢制磷化处理喷塑

- 可调解式点滴架1支,沾塑型尿袋构
- 最大承重: 250KG
- 四轮同步刹车系统1组
- 防尘式ABS底座

标配:

护士控制器、护栏控制器、引流挂钩、可拆卸PP床头床尾板、PP护栏

选配:

床垫, 床边桌, 床头柜, 备用电池, CPR控制器



MDK-5618K(I) Electric Hospital Bed With Five Functions 电动医用病床(五功能)



Specification:

L2150*W1050*H500-800mm

Standard Accessory:

- Detachable ABS head/foot board
- Collapsible ABS guardrails
- Handle with lock
- Nurse control panel
- Integrated stamping frame and mattress base are made of steel epoxy
- I.V. Pole & Drainage hook with PU cover
- Center control lock
- Chassis with ABS cover

Optional accessory:

Mattress & over-bed table & bedside cabinet & Back-up battery & CPR control

规格:

L2150*W1050*H500-800mm

标配:

- 可拆卸式ABS床头床尾板
- 可折叠式ABS护栏
- 可锁控式控制器
- 挂置式护士控制器
- 床体床面钢制磷化处理喷塑
- 可调解式点滴架1支,沾塑型尿袋构
- 四轮同步刹车系统1组
- 防尘式ABS底座

选配:

床垫, 床边桌, 床头柜, 备用电池, CPR控制器



挂置式护士控制器
Nurse control Panel



可锁控式控制器
Handle with lock

MDK-5618K(III) Electric Hospital Bed With Five Functions 电动医用病床(五功能)



Specification:

L2150*W1050*H500-800mm

Standard Accessory:

- Detachable ABS head/foot board with roller bumpers
- Collapsible ABS guardrails
- Integrated stamping frame and mattress base are made of steel epoxy
- I.V. Pole & Drainage hook with PU cover
- Center control lock
- Chassis with ABS cover
- Handset 1pc

Optional accessory:

Mattress & over-bed table & bedside cabinet & Back-up battery & CPR control

规格:

L2150*W1050*H500-800mm

标配:

- 可拆卸式ABS床头床尾板(带防撞轮)
- 可折叠式ABS护栏
- 床体床面钢制磷化处理喷塑
- 可调解式点滴架1支,沾塑型尿袋钩
- 四轮同步刹车系统1组
- 防尘式ABS底座
- 手动控制器1个

选配:

床垫, 床边桌, 床头柜, 备用电池, CPR控制器

MDK-5618K(II) Electric Hospital Bed With Five Functions 电动医用病床(五功能)



Specification:

L2150*W1050*H460-750mm

Standard Accessory:

- Electric motor with manual crank together
- Detachable ABS head/foot board
- Collapsible ABS guardrails
- Integrated stamping frame and mattress base are made of steel epoxy
- Backrest with X-RAY examination tray
- I.V. Pole & Drainage hook with PU cover
- Center control lock
- Handset 1pc

Optional accessory:

Mattress & over-bed table & bedside cabinet & Back-up battery

规格:

L2150*W1050*H460-750mm

标配:

- 手动组合控制系统 (断电情况下正常使用)
- 可拆卸式ABS床头床尾板
- 可折叠式ABS护栏
- 床体床面钢制磷化处理喷塑
- 背部为X射线板功能
- 可调解式点滴架1支,沾塑型尿袋钩
- 四轮同步刹车系统1组
- 手持控制器

选配:

床垫, 床边桌, 床头柜, 备用电池

MDK-5618K(IV) Electric Hospital Bed With Five Functions 电动医用病床(五功能)



Specification:

L2150*W1050*H460-720mm

Standard Accessory:

- Detachable ABS head/foot board
- Collapsible ABS guardrails
- Integrated stamping frame and mattress base are made of steel epoxy
- I.V. Pole & Drainage hook with PU cover
- Center control lock
- Handset 1pc

Optional accessory:

Mattress & over-bed table & bedside cabinet & Back-up battery & CPR control

规格:

L2150*W1050*H460-720mm

标配:

- 可拆卸式ABS床头床尾板
- 可折叠式ABS护栏
- 床体床面钢制磷化处理喷塑
- 可调解式点滴架1支,沾塑型尿袋钩
- 四轮同步刹车系统1组
- 手持控制器

选配:

床垫, 床边桌, 床头柜, 备用电池, CPR控制

MDK-5618K(V) Electric Hospital Bed With Five Functions 电动医用病床(五功能)



Economic style

Specification:

L2150*W1050*H500-800mm

Standard Accessory:

- Detachable ABS head/foot board
- Embedded rails control
- Embedded nurse control on the foot board
- Collapsible ABS guardrails
- Integrated stamping frame and mattress base are made of steel epoxy
- I.V. Pole & Drainage hook with PU cover
- Center control lock
- Chassis with ABS cover

Optional accessory:

Mattress & over-bed table & bedside cabinet & Back-up battery & CPR control

规格:

L2150*W1050*H500-800mm

标配:

- 可拆卸式ABS床头床尾板
- 可折叠式ABS护栏
- 床尾板配备嵌入式控制器按键
- 护栏配备嵌入式控制器按键
- 床体床面钢制磷化处理喷塑
- 可调解式点滴架1支,沾塑型尿袋钩
- 四轮同步刹车系统1组
- 防尘式ABS底座

选配:

床垫, 床边桌, 床头柜, 备用电池, CPR控制器

MDK-5611K(I) Electric Hospital Bed With Five Functions 电动医用病床(五功能)



Specification:

L2150*W950*H400-720mm

Standard Accessory:

- Detachable ABS head/foot board
- Collapsible aluminum alloy guardrails
- Integrated stamping frame and mattress base are made of steel epoxy
- Mattress base with ABS Cover detachable
- I.V. Pole & Drainage hook with PU cover
- Center control lock
- Handset 1pc

Optional accessory:

Mattress & over-bed table & bedside cabinet & Back-up battery & CPR control

规格:

L2150*W950*H400-720mm

标配:

- 可拆卸式ABS床头床尾板
- 可折叠式铝合金护栏
- 床体床面钢制磷化处理喷塑
- ABS床面板, 易拆卸易清洁
- 可调解式点滴架1支,沾塑型尿袋钩
- 四轮同步刹车系统1组
- 手持控制器

选配:

床垫, 床边桌, 床头柜, 备用电池, CPR控制器

MDK-5611K(II) Electric Hospital Bed With Five Functions 电动医用病床(五功能)



Specification:

L2150*W950*H250-720mm

Standard Accessory:

- Detachable ABS head/foot board
- Collapsible steel coated guardrails
- Integrated stamping frame and mattress base are made of steel epoxy
- I.V. Pole & Drainage hook with PU cover
- Center control lock
- Handset 1pc

Optional accessory:

Mattress & over-bed table & bedside cabinet & Back-up battery & CPR control

规格:

L2150*W950*H250-720mm

标配:

- 可拆卸式ABS床头床尾板
- 可折叠式铁制护栏
- 床体床面钢制磷化处理喷塑
- 可调解式点滴架1支,沾塑型尿袋钩
- 同步刹车系统1组
- 手持控制器

选配:

床垫, 床边桌, 床头柜, 备用电池, CPR控制器

MDK-5611L

Electric Hospital Bed With Five Functions 电动医用病床(五功能)



Specification:

L2150*W950*H400-720mm

Standard Accessory:

- Detachable ABS head/foot board
- Collapsible aluminum alloy guardrails
- Integrated stamping frame and mattress base are made of steel epoxy
- I.V.Pole & Drainage hook with PU cover
- Heavy duty caster with brakes 5"
- Handset 1pc

Optional accessory:

Mattress & over-bed table & bedside cabinet & Back-up battery & CPR control

规格:

L2150*W950*H400-720mm

标配:

- 可拆卸式ABS床头床尾板
- 可折叠式铝合金护栏
- 床体床面钢制磷化处理喷塑
- 可调解式点滴架1支,沾塑型尿袋钩
- 5寸装饰盖刹车轮
- 手持控制器

选配:

床垫, 床边桌, 床头柜, 备用电池, CPR控制器

MDK-3618K(II)

Electric Hospital Bed With Three Functions 电动医用病床(三功能)



Specification:

L2150*W1050*H460-720mm

Standard Accessory:

- Detachable ABS head/foot board
- Collapsible ABS guardrails
- Integrated stamping frame and mattress base are made of steel epoxy
- I.V.Pole & Drainage hook with PU cover
- Center control lock
- Handset 1pc

Optional accessory:

Mattress & over-bed table & bedside cabinet & Back-up battery & CPR control

规格:

L2150*W1050*H460-720mm

标配:

- 可拆卸式ABS床头床尾板
- 可折叠式ABS护栏
- 床体床面钢制磷化处理喷塑
- 可调解式点滴架1支,沾塑型尿袋钩
- 四轮同步刹车系统1组
- 手持控制器

选配:

床垫, 床边桌, 床头柜, 备用电池, CPR控制器

MDK-3618K(I)

Electric Hospital Bed With Three Functions 电动医用病床(三功能)



Specification:

L2150*W1050*H460-720mm

Standard Accessory:

- Detachable ABS head/foot board
- Collapsible ABS guardrails
- Integrated stamping frame and mattress base are made of steel epoxy
- I.V.Pole & Drainage hook with PU cover
- Center control lock
- Handset 1pc

Optional accessory:

Mattress & over-bed table & bedside cabinet & Back-up battery & CPR control

规格:

L2150*W1050*H460-720mm

标配:

- 可拆卸式ABS床头床尾板
- 可折叠式ABS护栏
- 床体床面钢制磷化处理喷塑
- 可调解式点滴架1支,沾塑型尿袋钩
- 四轮同步刹车系统1组
- 手持控制器

选配:

床垫, 床边桌, 床头柜, 备用电池, CPR控制器

MDK-3618K(III)

Electric Hospital Bed With Three Functions 电动医用病床(三功能)



Specification:

L2150*W1050*H460-720mm

Standard Accessory:

- Detachable ABS head/foot board
- Collapsible ABS guardrails
- Integrated stamping frame and mattress base are made of steel epoxy
- I.V.Pole & Drainage hook with PU cover
- Center control lock
- Handset 1pc

Optional accessory:

Mattress & over-bed table & bedside cabinet & Back-up battery & CPR control

规格:

L2150*W1050*H460-720mm

标配:

- 可拆卸式ABS床头床尾板
- 可折叠式ABS护栏
- 床体床面钢制磷化处理喷塑
- 可调解式点滴架1支,沾塑型尿袋钩
- 四轮同步刹车系统1组
- 手持控制器

选配:

床垫, 床边桌, 床头柜, 备用电池, CPR控制器

MDK-3618K(IV) Electric Hospital Bed With Three Functions 电动医用病床(三功能)



Specification:

L2150*W1050*H460-720mm

Standard Accessory:

- Detachable ABS head/foot board
- Collapsible ABS guardrails
- Integrated stamping frame and mattress base are made of steel epoxy
- I.V. Pole & Drainage hook with PU cover
- Center control lock
- Chair position
- Handset 1pc

Optional accessory:

Mattress & over-bed table & bedside cabinet & Back-up battery & CPR control

规格:

L2150*W1050*H460-720mm

标配:

- 可拆卸式ABS床头床尾板
- 可折叠式ABS护栏
- 床体床面钢制磷化处理喷塑
- 可调解式点滴架1支,沾塑型尿袋钩
- 四轮同步刹车系统1组
- 手持控制器

选配:

床垫, 床边桌, 床头柜, 备用电池, CPR控制器



MDK-3618K(VI) Electric Hospital Bed With Three Functions 电动医用病床(三功能)



Specification:

L2150*W1050*H460-750mm

Standard Accessory:

- Electric motor with manual crank together
- Detachable ABS head/foot board
- Collapsible ABS guardrails
- Integrated stamping frame and mattress base are made of steel epoxy
- Mattress base with ABS Cover detachable
- I.V. Pole & Drainage hook with PU cover
- Center control lock
- Hand remote control

Optional accessory:

Mattress & over-bed table & bedside cabinet & Back-up battery



规格:

L2150*W1050*H460-750mm

标配:

- 手电动组合控制系统 (断电情况下正常使用)
- 可拆卸式ABS床头床尾板
- 可折叠式ABS护栏
- 床体钢制磷化处理喷塑
- ABS床面板, 易拆卸易清洁
- 可调解式点滴架1支,沾塑型尿袋钩
- 四轮同步刹车系统1组
- 手持控制器

选配:

床垫, 床边桌, 床头柜, 备用电池

MDK-3618K(V) Electric Hospital Bed With Three Functions 电动医用病床(三功能)



Specification:

L2150*W1050*H460-720mm

Standard Accessory:

- Detachable ABS head/foot board
- Collapsible ABS guardrails
- Integrated stamping frame and mattress base are made of steel epoxy
- I.V. Pole & Drainage hook with PU cover
- Center control lock
- Handset 1pc

Optional accessory:

Mattress & over-bed table & bedside cabinet & Back-up battery & CPR control



规格:

L2150*W1050*H460-720mm

标配:

- 可拆卸式ABS床头床尾板
- 可折叠式ABS护栏
- 床体床面钢制磷化处理喷塑
- 可调解式点滴架1支,沾塑型尿袋钩
- 四轮同步刹车系统1组
- 手持控制器

选配:

床垫, 床边桌, 床头柜, 备用电池, CPR控制器

MDK-3618L(I) Electric Hospital Bed With Three Functions 电动医用病床(三功能)



Specification:

L2150*W1050*H460-720mm

Standard Accessory:

- Detachable ABS head/foot board
- Collapsible ABS guardrails
- Integrated stamping frame and mattress base are made of steel epoxy
- I.V. Pole & Drainage hook with PU cover
- Heavy duty caster with brakes 5"
- Handset 1pc

Optional accessory:

Mattress & over-bed table & bedside cabinet & Back-up battery & CPR control



规格:

L2150*W1050*H460-720mm

标配:

- 可拆卸式ABS床头床尾板
- 可折叠式ABS护栏
- 床体床面钢制磷化处理喷塑
- 可调解式点滴架1支,沾塑型尿袋钩
- 5寸装饰盖刹车轮
- 手持控制器

选配:

床垫, 床边桌, 床头柜, 备用电池, CPR控制器

MDK-3618L(II) Electric Hospital Bed With Three Functions 电动医用病床(三功能)



Specification:

L2150*W1050*H460-720mm

Standard Accessory:

- Detachable ABS head/foot board
- Collapsible ABS guardrails
- Integrated stamping frame and mattress base are made of steel epoxy
- I.V. Pole & Drainage hook with PU cover
- Heavy duty caster with brakes 5"
- Handset 1pc

Optional accessory:

Mattress & over-bed table & bedside cabinet & Back-up battery & CPR control

规格:

L2150*W1050*H460-720mm

标配:

- 可拆卸式ABS床头床尾板
- 可折叠式ABS护栏
- 床体床面钢制磷化处理喷塑
- 可调解式点滴架1支,沾塑型尿袋钩
- 5寸装饰盖刹车车轮
- 手持控制器

选配:

床垫, 床边桌, 床头柜, 备用电池, CPR控制器

MDK-3628K(II) Electric Hospital Bed With Three Functions 电动医用病床(三功能)



Roller bumpers



Specification:

L2150*W1050*H460-720mm

Standard Accessory:

- Detachable ABS head/foot board
- Collapsible ABS guardrails
- Embedded rails control
- Integrated stamping frame and mattress base are made of steel epoxy
- Mattress base with ABS Cover detachable
- I.V. Pole & Drainage hook with PU cover
- Center control lock

Optional accessory:

Mattress & over-bed table & bedside cabinet & Back-up battery & CPR control

规格:

L2150*W1050*H460-720mm

标配:

- 可拆卸式ABS床头床尾板
- 可折叠式ABS护栏
- 护栏配备嵌入式控制器按键
- 床体钢制磷化处理喷塑
- ABS床面板, 易拆卸易清洁
- 可调解式点滴架1支,沾塑型尿袋钩
- 四轮同步刹车系统1组
- 手持控制器

选配:

床垫, 床边桌, 床头柜, 备用电池, CPR控制器

MDK-3628K(I) Electric Hospital Bed With Three Functions 电动医用病床(三功能)



Specification:

L2150*W1050*H460-720mm

Standard Accessory:

- Detachable ABS head/foot board
- Collapsible ABS guardrails
- Integrated stamping frame and mattress base are made of steel epoxy
- Mattress base with ABS Cover detachable
- I.V. Pole & Drainage hook with PU cover
- Center control lock
- Handset 1pc

Optional accessory:

Mattress & over-bed table & bedside cabinet & Back-up battery & CPR control

规格:

L2150*W1050*H460-720mm


标配:

- 可拆卸式ABS床头床尾板
- 可折叠式ABS护栏
- 床体钢制磷化处理喷塑
- ABS床面板, 易拆卸易清洁
- 可调解式点滴架1支,沾塑型尿袋钩
- 四轮同步刹车系统1组
- 手持控制器

选配:

床垫, 床边桌, 床头柜, 备用电池, CPR控制器

MDK-3628K(III) Electric Hospital Bed with Three Functions 电动医用病床(三功能)



Specification:

L2200*W1050*H460-720mm

Standard Accessory:

- Detachable ABS head/foot board
- Collapsible ABS guardrails
- Integrated stamping frame and mattress base are made of steel epoxy with ABS soft joint
- I.V. Pole & Drainage hook with PU cover
- Center control lock
- Hand remote control

Optional accessory:

Mattress & over-bed table & bedside cabinet & Spare battery & CPR control & Nurse control panel

规格:

L2200*W1050*H500-800mm

标配:

- 可拆卸式ABS床头床尾板
- 可折叠式ABS护栏
- 床体床面钢制磷化处理喷塑配备ABS软连接
- 可调解式点滴架1支,沾塑型尿袋钩
- 四轮同步刹车系统1组
- 手持控制器

选配:

床垫, 床边桌, 床头柜, 备用电池, CPR控制器



MDK-3611K(II) Electric Hospital Bed With Three Functions 电动医用病床(三功能)



Specification:

L2150*W950*H400-720mm

Standard Accessory:

- Detachable ABS head/foot board
- Collapsible aluminum alloy guardrails
- Integrated stamping frame and mattress base are made of steel epoxy
- I.V. Pole & Drainage hook with PU cover
- Center control lock
- Hand remote control

Optional accessory:

Mattress & over-bed table & bedside cabinet & Back-up battery & CPR control

规格:

L2150*W950*H400-720mm

标配:

- 可拆卸式ABS床头床尾板
- 可折叠式铝合金护栏
- 床体床面钢制磷化处理喷塑
- 可调解式点滴架1支,沾塑型尿袋钩
- 四轮同步刹车系统1组
- 手持控制器

选配:

床垫, 床边桌, 床头柜, 备用电池, CPR控制器



MDK-3611K(I) Electric Hospital Bed With Three Functions 电动医用病床(三功能)



Specification:

L2150*W950*H400-720mm

Standard Accessory:

- Detachable ABS head/foot board
- Collapsible aluminum alloy guardrails
- Integrated stamping frame and mattress base are made of steel epoxy
- I.V. Pole & Drainage hook with PU cover
- Center control lock
- Hand remote control

Optional accessory:

Mattress & over-bed table & bedside cabinet & Back-up battery & CPR control

规格:

L2150*W950*H400-720mm

标配:

- 可拆卸式ABS床头床尾板
- 可折叠式铝合金护栏
- 床体床面钢制磷化处理喷塑
- 可调解式点滴架1支,沾塑型尿袋钩
- 四轮同步刹车系统1组
- 手持控制器

选配:

床垫, 床边桌, 床头柜, 备用电池, CPR控制器



MDK-3611K(III) Electric Hospital Bed With Three Functions 电动医用病床(三功能:超窄型)



Specification:

L1900*W900*H400-720mm

Standard Accessory:

- Detachable ABS head/foot board
- Collapsible aluminum alloy guardrails
- Integrated stamping frame and mattress base are made of steel epoxy
- I.V. Pole & Drainage hook with PU cover
- Center control lock
- Hand remote control

Optional accessory:

Mattress & over-bed table & bedside cabinet & Back-up battery & CPR control

规格:

L1900*W900*H400-720mm

标配:

- 可拆卸式ABS床头床尾板
- 可折叠式铝合金护栏
- 床体床面钢制磷化处理喷塑
- 可调解式点滴架1支,沾塑型尿袋钩
- 四轮同步刹车系统1组
- 手持控制器

选配:

床垫, 床边桌, 床头柜, 备用电池, CPR控制器



MDK-3611L(I) Electric Hospital Bed With Three Functions 电动医用病床(三功能)



Specification:

L2150*W950*H350-690mm

Standard Accessory:

- Detachable ABS head/foot board
- Collapsible aluminum alloy guardrails
- Integrated stamping frame and mattress base are made of steel epoxy
- I.V.Pole & Drainage hook with PU cover
- Heavy duty caster with brakes 5"
- Hand remote control

Optional accessory:

Mattress & over-bed table & bedside cabinet & Back-up battery & CPR control

规格:

L2150*W950*H350-690mm

标配:

- 可拆卸式ABS床头床尾板
- 可折叠式铝合金护栏
- 床体床面钢制磷化处理喷塑
- 可调解式点滴架1支,沾塑型尿袋钩
- 5寸装饰盖刹车轮
- 手持控制器

选配:

床垫, 床边桌, 床头柜, 备用电池, CPR控制器

MDK-3611L(III) Electric Hospital Bed With Three Functions 电动医用病床(三功能)



Specification:

L2150*W950*H380-720mm

Standard Accessory:

- Electric motor with manual crank together
- Detachable ABS head/foot board
- Collapsible steel coated guardrails
- Integrated stamping frame and mattress base are made of steel epoxy
- I.V.Pole & Drainage hook with PU cover
- Heavy duty caster with brakes 5"
- Hand remote control

Optional accessory:

Mattress & over-bed table & bedside cabinet & Back-up battery & CPR control

规格:

L2150*W950*H380-720mm

标配:

- 手电动组合控制系统 (断电情况下正常使用)
- 可拆卸式ABS床头床尾板
- 可折叠式金属喷塑护栏
- 床体床面钢制磷化处理喷塑
- 可调解式点滴架1支,沾塑型尿袋钩
- 5寸装饰盖刹车轮
- 手持控制器

选配:

床垫, 床边桌, 床头柜, 备用电池, CPR控制器

MDK-3611L(II) Electric Hospital Bed With Three Functions(King size) 电动医用病床(三功能:加宽型)



Specification:

L2150*W1100*H260-650mm

Standard Accessory:

- Width of mattress base:1000mm
- Detachable ABS head/foot board
- Collapsible aluminum alloy guardrails
- Integrated stamping frame and mattress base are made of steel epoxy
- I.V.Pole & Drainage hook with PU cover
- Heavy duty caster with brakes 5"
- Hand remote control

Optional accessory:

Mattress & over-bed table & bedside cabinet & Back-up battery & CPR control

规格:

L2150*W1100*H260-650mm

标配:

- 可拆卸式ABS床头床尾板
- 可折叠式铝合金护栏
- 床体床面钢制磷化处理喷塑
- 可调解式点滴架1支,沾塑型尿袋钩
- 5寸装饰盖刹车轮
- 手持控制器

选配:

床垫, 床边桌, 床头柜, 备用电池, CPR控制器

MDK-3611L(IV) Electric Hospital Bed With Three Functions(Extra Low) 电动医用病床(三功能)



Specification:

L2150*W950*H250-640mm

Standard Accessory:

- Detachable ABS head/foot board
- Collapsible aluminum alloy guardrails
- Integrated stamping frame and mattress base are made of steel epoxy
- I.V.Pole & Drainage hook with PU cover
- Heavy duty caster with brakes 5"
- Hand remote control

Optional accessory:

Mattress & over-bed table & bedside cabinet & Back-up battery & CPR control

规格:

L2150*W950*H250-640mm

标配:

- 可拆卸式ABS床头床尾板
- 可折叠式铝合金护栏
- 床体床面钢制磷化处理喷塑
- 可调解式点滴架1支,沾塑型尿袋钩
- 5寸装饰盖刹车轮
- 手持控制器

选配:

床垫, 床边桌, 床头柜, 备用电池, CPR控制器

MDK-2611K

Electric Hospital Bed With Two Functions 电动医用病床(二功能)



Specification:

L2150*W950*H500mm

Standard Accessory:

- Detachable ABS head/foot board
- Collapsible aluminum alloy guardrails
- Integrated stamping frame and mattress base are made of steel epoxy
- I.V. Pole & Drainage hook with PU cover
- Center control lock
- Hand remote control

Optional accessory:

Mattress & over-bed table & bedside cabinet & Back-up battery & CPR control

规格:

L2150*W950*H500mm

标配:

- 可拆卸式ABS床头床尾板
- 可折叠式铝合金护栏
- 床体床面钢制磷化处理喷塑
- 可调解式点滴架1支,沾塑型尿袋钩
- 四轮同步刹车系统1组
- 手持控制器

选配:

床垫, 床边桌, 床头柜, 备用电池, CPR控制器

MDK-2611L(I)

Electric Hospital Bed With Two Functions 电动医用病床(二功能)



Specification:

L2150*W950*H500mm

Standard Accessory:

- Detachable ABS head/foot board
- Collapsible aluminum alloy guardrails
- Integrated stamping frame and mattress base are made of steel epoxy
- I.V. Pole & Drainage hook with PU cover
- Heavy duty caster with brakes 5"
- Hand remote control

Optional accessory:

Mattress & over-bed table & bedside cabinet & Back-up battery & CPR control

规格:

L2150*W950*H500mm

标配:

- 可拆卸式ABS床头床尾板
- 可折叠式铝合金护栏
- 床体床面钢制磷化处理喷塑
- 可调解式点滴架1支,沾塑型尿袋钩
- 5寸装饰盖刹车车轮
- 手持控制器

选配:

床垫, 床边桌, 床头柜, 备用电池, CPR控制器

MDK-2611L(II)

Electric Hospital Bed With Two Functions 电动医用病床(二功能)



Specification:

L1900*W900*H500mm

Standard Accessory:

- Detachable ABS head/foot board
- Detachable steel coated guardrails
- Integrated stamping frame and mattress base are made of steel epoxy
- I.V. Pole & Drainage hook with PU cover
- Heavy duty caster with brakes 5"
- Hand remote control

Optional accessory:

Mattress & over-bed table & bedside cabinet & Back-up battery & CPR control

规格:

L1900*W900*H500mm

标配:

- 可拆卸式ABS床头床尾板
- 可拆卸式金属喷塑护栏
- 床体床面钢制磷化处理喷塑
- 可调解式点滴架1支,沾塑型尿袋钩
- 5寸装饰盖刹车车轮
- 手持控制器

选配:

床垫, 床边桌, 床头柜, 备用电池

MDK-2618L(I) Electric Hospital Bed With Two Functions 电动医用病床(二功能)



Specification:

L2150*W1050*H500mm

Standard Accessory:

- Detachable ABS head/foot board
- Collapsible ABS guardrails
- Integrated stamping frame and mattress base are made of steel epoxy
- I.V. Pole & Drainage hook with PU cover
- Heavy duty caster with brakes 5"
- Hand remote control

Optional accessory:

Mattress & over-bed table & bedside cabinet & Back-up battery

规格:

L2150*W1050*H500mm

标配:

- 可拆卸式ABS床头床尾板
- 可折叠式ABS护栏
- 床体床面钢制磷化处理喷塑
- 可调解式点滴架1支, 沾塑型尿袋钩
- 5寸装饰盖刹车轮
- 手持控制器

选配:

床垫, 床边桌, 床头柜, 备用电池

MDK-1611L Electric Hospital Bed With One Function 电动医用病床(一功能)



Specification:

L2150*W950*H500mm

Standard Accessory:

- Detachable ABS head/foot board
- Collapsible aluminum alloy guardrails
- Integrated stamping frame and mattress base are made of steel epoxy
- I.V. Pole & Drainage hook with PU cover
- Heavy duty caster with brakes 5"
- Hand remote control

Optional accessory:

Mattress & over-bed table & bedside cabinet & Back-up battery

规格:

L2150*W950*H500mm

标配:

- 可拆卸式ABS床头床尾板
- 可折叠式铝合金护栏
- 床体床面钢制磷化处理喷塑
- 可调解式点滴架1支, 沾塑型尿袋钩
- 5寸装饰盖刹车轮
- 手持控制器

选配:

床垫, 床边桌, 床头柜, 备用电池

MDK-2618L(II) Electric Hospital Bed With Two Functions 电动医用病床(二功能)



Specification:

L2150*W950*H500mm

Standard Accessory:

- Detachable Head/Foot Board made of ABS plastic
- Collapsible ABS guardrails
- Integrated stamping frame and mattress base are made of steel epoxy
- I.V. Pole & Drainage hook
- Heavy duty caster with brakes 5"

Optional accessory:

Mattress & over-bed table & bedside cabinet Spare battery & CPR control

规格:

L2150*W950*H500mm

标配:

- 可拆卸式ABS床头床尾板
- 可折叠式ABS护栏
- 床体床面钢制磷化处理喷塑
- 可调解式点滴架1支, 引流袋挂钩
- 5寸装饰盖刹车轮

选配:

床垫, 床边桌, 床头柜, 备用电池, CPR控制器

MDK-3011K(I) Electric Hospital Bed With Three Functions 电动医用病床(三功能:家居型)



Specification:

L2100*W980*H400-720mm

Standard Accessory:

- Detachable solid wood head/foot board
- Collapsible aluminum alloy guardrails
- Detachable sideboard by MDF
- Integrated stamping frame and mattress base are made of steel epoxy
- I.V. Pole & Drainage hook
- Center control lock
- Chassis with ABS cover
- Hand remote control

Optional accessory:

Mattress & over-bed table & bedside cabinet & Back-up battery

规格:

L2100*W980*H400-720mm

标配:

- 可拆卸式高密度床头床尾板
- 可折叠式铝合金护栏
- 可拆卸式高密度床边框
- 床体钢制磷化处理喷塑
- 可调解式点滴架1支, 沾塑型尿袋钩
- 四轮同步刹车系统1组
- 防尘式ABS底座
- 手持控制器

选配:

床垫, 床边桌, 床头柜, 备用电池

MDK-3011K(II) Electric Hospital Bed With Three Function 电动医用病床(三功能:家居型)



Specification:

L2100*W980*H400-720mm

Standard Accessory:

- Detachable solid wood head/foot board
- Collapsible aluminum alloy guardrails & dinner table
- Detachable sideboard by MDF
- Integrated stamping frame and mattress base are made of steel epoxy
- I.V. Pole & Drainage hook
- Center control lock
- Hand remote control

Optional accessory:

Mattress & over-bed table & bedside cabinet & Back-up battery

规格:

L2100*W980*H400-720mm

标配:

- 可拆卸式高密度床头床尾板
- 可折叠式铝合金护栏配翻板式餐桌板
- 可拆卸式高密度床边框
- 床体钢制磷化处理喷塑
- 可调解式点滴架1支,沾塑型尿袋钩
- 四轮同步刹车系统1组
- 手持控制器

选配:

床垫, 床边桌, 床头柜, 备用电池

MDK-3011L(II) Electric Hospital Bed With Three Functions 电动医用病床(三功能:家居型)



Specification:

L2100*W980*H380-720mm

Standard Accessory:

- Detachable MDF head/foot board
- Adjustable steel coated guardrails
- Integrated stamping frame and mattress base are made of steel epoxy
- I.V. Pole & Drainage hook
- Heavy duty caster with brakes 5"
- Hand remote control

Optional accessory:

Mattress & over-bed table & bedside cabinet & Back-up battery

规格:

L2100*W980*H380-720mm

标配:

- 可拆卸式高密度床头床尾板
- 可折叠式金属喷塑护栏
- 床体钢制磷化处理喷塑
- 可调解式点滴架1支,沾塑型尿袋钩
- 5寸装饰盖刹车轮
- 手持控制器

选配:

床垫, 床边桌, 床头柜, 备用电池

MDK-3011L(I) Electric Hospital Bed With Three Functions 电动医用病床(三功能:家居型)



Specification:

L2113*W1060*H350-690mm

Standard Accessory:

- Detachable MDF head/foot board
- Adjustable MDF guardrails
- Integrated stamping frame and mattress base are made of steel epoxy
- Mattress base with MDF board
- I.V. Pole & Drainage hook
- Heavy duty caster with brakes 5"
- Hand remote control

Optional accessory:

Mattress & over-bed table & bedside cabinet & Back-up battery

规格:

L2113*W1060*H350-690mm

标配:

- 可拆卸式高密度床头床尾板
- 可调节型高密度护栏
- 床体钢制磷化处理喷塑
- 床面采用弹簧木
- 可调解式点滴架1支,沾塑型尿袋钩
- 5寸装饰盖刹车轮
- 手持控制器

选配:

床垫, 床边桌, 床头柜, 备用电池, CPR控制器

MDK-7618K ABS Electric Turnable Bed 电动医用病床(五功能:翻身床)



Specification:

L2150*W1050*H500-800mm

Standard Accessory:

- Detachable ABS head/foot board
- Collapsible ABS guardrails
- Integrated stamping frame and mattress base are made of steel epoxy
- I.V. Pole & Drainage hook
- Center control lock
- Hand remote control

Optional accessory:

Mattress & over-bed table & bedside cabinet & Back-up battery

规格:

L2150*W1050*H500-800mm

标配:

- 可拆卸式ABS床头床尾板
- 可折叠式ABS护栏
- 床体钢制磷化处理喷塑
- 可调解式点滴架1支,沾塑型尿袋钩
- 四轮同步刹车系统
- 手持控制器

选配:

床垫, 床边桌, 床头柜, 备用电池

MDK-801

Electric Hospital Bed With Five Functions 电动医用病床(五功能:家居型)



Specification:

L2080*W990*H200-765mm

Standard Accessory:

- Frame: Made by steel with powder coating finish
- Support Mattress Platform: (4 sections)
- Detachable Head / Foot Board ,made of MDF
- Steel coated Side Rails 4pcs
- Low Voltage DC Motor System (CE UL Approval):with 4 motor controlled
- Central Lockable Caster : 100 mm(Diameter)
- Knock down construction ,divided into 4 sections, easy for transportation

Optional accessory:

Mattress & over-bed table & bedside cabinet & Back-up battery & CPR control

规格:

L2080*W990*H200-765mm

标配:

- 可拆卸式高密度床头床尾板
- 可折叠式金属护栏
- 床体床面钢制磷化处理喷塑
- 可调解式点滴架1支,引流袋挂钩
- 4英寸双轮同步刹车

选配:

备用电池, 助立臂, CPR控制器

MDK-803

Electric Hospital Bed With Five Functions 电动医用病床(五功能:家居型)



Specification:

L2110*W1060*H400-800mm

Standard Accessory:

- Frame: Made by steel with powder coating finish
- Support Mattress Platform: (4 sections)
- Detachable Head / Foot Board ,made of MDF
- Side Rails made of MDF
- Low Voltage DC Motor System (CE UL Approval):with 4 motor controlled
- Lockable Caster :75 mm (Diameter)
- Knock down construction ,divided into 4 sections, easy for transportation

Optional accessory:

Mattress & over-bed table & bedside cabinet & Back-up battery

规格:

L2110*W1060*H400-800mm

标配:

- 可拆卸式高密度床头床尾板
- 可折叠式高密度复合板护栏
- 床体床面钢制磷化处理喷塑
- 可调解式点滴架1支,引流袋挂钩
- 3英寸静音刹车

选配:

备用电池, 助立臂

MDK-802

Electric Hospital Bed With Five Functions 电动医用病床(五功能:家居型)



Specification:

L2110*W1060*H200-765mm

Standard Accessory:

- Frame: Made by steel with powder coating finish
- Support Mattress Platform: (4 sections)
- Detachable Head / Foot Board ,made of MDF
- Side Rails made of MDF
- Low Voltage DC Motor System (CE UL Approval):with 4 motor controlled
- Central Lockable Caster : 100 mm(Diameter)
- Knock down construction ,divided into 4 sections, easy for transportation

Optional accessory:

Mattress & over-bed table & bedside cabinet & Back-up battery & CPR control

规格:

L2110*W1060*H200-765mm

标配:

- 可拆卸式高密度复合板床头床尾板
- 可折叠式高密度复合板护栏
- 床体床面钢制磷化处理喷塑
- 可调解式点滴架1支,引流袋挂钩
- 4英寸双轮同步刹车

选配:

备用电池, 助立臂, CPR控制器

MDK-804

Electric Hospital Bed With Three Functions 电动医用病床(三功能:家居型)



Specification:

L2110*W1060*H200-735mm

Standard Accessory:

- Frame: Made by steel with powder coating finish
- Support Mattress Platform: (4 sections)
- Detachable Head / Foot Board ,made of MDF
- Side Rails made of MDF
- Low Voltage DC Motor System (CE UL Approval):with 4 motor controlled
- Lockable Caster :75 mm (Diameter)
- Knock down construction ,divided into 4 sections, easy for transportation

Optional accessory:

Mattress & over-bed table & bedside cabinet & Back-up battery

规格:

L2110*W1060*H200-735mm

标配:

- 可拆卸式高密度床头床尾板
- 可折叠式高密度复合板护栏
- 床体床面钢制磷化处理喷塑
- 可调解式点滴架1支,引流袋挂钩
- 3英寸静音刹车

选配:

备用电池, 助立臂, CPR控制器

MDK-805

Electric Hospital Bed With Five Functions 电动医用病床(五功能:家居型)



Specification:

L2160*W1060*H200-735mm

Standard Accessory:

- Frame: Made by steel with powder coating finish
- Support Mattress Platform: (4 sections)
- Detachable Head / Foot Board ,made of MDF
- Steel coated Side Rails 2pcs
- Low Voltage DC Motor System (CE UL Approval);with 4 motor controlled
- Lockable Caster :75 mm (Diameter)
- Knock down construction ,divided into 4 sections, easy for transportation

Optional accessory:

Mattress & over-bed table & bedside cabinet & Back-up battery

规格:

L2110*W1060*H400-800mm

标配:

- 可拆卸式高密度床头床尾板
- 可折叠式高密度复合板护栏
- 床体床面钢制磷化处理喷塑
- 可调解式点滴架1支,引流袋挂钩
- 3英寸静音刹车轮

选配:

备用电池, 助立臂, CPR控制器

MDK-807

Electric Hospital Bed With Three Functions 电动医用病床(三功能:家居型)



Specification:

L2060-2260*W1060*H220-735mm

Standard Accessory:

- Frame: Made by steel with powder coating finish
- Support Mattress Platform: (4 sections)
- Detachable Head / Foot Board ,made of MDF
- Length Extension:200mm
- Steel coated Side Rails 4pcs
- Low Voltage DC Motor System (CE UL Approval);with 4 motor controlled
- Central Lockable Caster : 100 mm(Diameter)
- Knock down construction ,divided into 4 sections, easy for transportation

Optional accessory:

Mattress & over-bed table & bedside cabinet & Back-up battery & CPR control

规格:

L2060-2260*W1060*H220-735mm

标配:

- 可拆卸式高密度床头床尾板
- 可折叠式金属护栏
- 床尾可延伸200mm
- 床体床面钢制磷化处理喷塑
- 可调解式点滴架1支,引流袋挂钩
- 4英寸双轮同步刹车

选配:

备用电池, 助立臂, CPR控制器

MDK-806

Electric Hospital Bed With Three Functions 电动医用病床(三功能:家居型)



Specification:

L2113*W1060*H350-690mm

Standard Accessory:

- Frame: Made by steel with powder coating finish
- Support Mattress Platform: (4 sections)
- Detachable Head / Foot Board ,made of MDF
- Side Rails made of MDF
- Low Voltage DC Motor System (CE UL Approval);with 4 motor controlled
- Lockable Caster :125mm (Diameter)
- Knock down construction ,divided into 4 sections, easy for transportation

Optional accessory:

Mattress & over-bed table & bedside cabinet & Back-up battery

规格:

L2110*W1060*H350-690mm

标配:

- 可拆卸式高密度床头床尾板
- 可折叠式高密度复合板护栏
- 床体床面钢制磷化处理喷塑
- 可调解式点滴架1支,引流袋挂钩
- 5英寸静音刹车轮

选配:

备用电池, 助立臂

MDK-808

Electric Hospital Bed With Three Functions 电动医用病床(三功能:家居型)



Specification:

L2100*W950*H250-670mm

Standard Accessory:

- Frame: Made by steel with powder coating finish
- Support Mattress Platform: (4 sections)
- Detachable Head / Foot Board ,made of ABS Plastic
- Collapsible aluminium guardrails
- Low Voltage DC Motor System (CE UL Approval);with3 motor controlled
- Lockable Caster :100 mm (Diameter)
- Knock down construction ,divided into 4 sections, easy for transportation

Optional accessory:

Mattress & over-bed table & bedside cabinet & Back-up battery

规格:

L2100*W950*H250-670mm

标配:

- 可拆卸式ABS床头床尾板
- 可折叠式铝合金板护栏
- 床体床面钢制磷化处理喷塑
- 可调解式点滴架1支,引流袋挂钩
- 4英寸刹车脚轮

选配:

备用电池, 助立臂

MDK-T5611K

Manual Hospital Bed With Five Functions

手摇式病床(五功能)



Specification:

L2150*W950*H400-720mm

Standard Accessory:

- Detachable ABS head/foot board
- Collapsible aluminum alloy guardrails
- Integrated stamping frame and mattress base are made of steel epoxy
- I.V. Pole & Drainage hook with PU cover
- Center control lock
- Manual crank system 4set

Optional accessory:

Mattress & over-bed table & bedside cabinet

规格:

L2150*W950*H400-720mm

标配:

- 可拆卸式ABS床头床尾板
- 可折叠式铝合金护栏
- 床体床面钢制磷化处理喷塑
- 可调解式点滴架1支, 沾塑型尿袋钩
- 四轮同步刹车系统1组
- 摇杆系统4套

选配:

床垫, 床边桌, 床头柜

MDK-T5611L

Manual Hospital Bed With Five Functions

手摇式病床(五功能)



Specification:

L2150*W950*H400-720mm

Standard Accessory:

- Detachable ABS head/foot board
- Collapsible aluminum alloy guardrails
- Integrated stamping frame and mattress base are made of steel epoxy
- I.V. Pole & Drainage hook with PU cover
- Heavy duty caster with brakes 5"
- Manual crank system 4set

Optional accessory:

Mattress & over-bed table & bedside cabinet

规格:

L2150*W950*H400-720mm

标配:

- 可拆卸式ABS床头床尾板
- 可折叠式铝合金护栏
- 床体床面钢制磷化处理喷塑
- 可调解式点滴架1支, 沾塑型尿袋钩
- 5寸装饰盖刹车轮
- 摇杆系统4套

选配:

床垫, 床边桌, 床头柜

MDK-T5111L

Manual Hospital Bed With Five Functions

手摇式病床(五功能)



Specification:

L2150*W950*H400-720mm

Standard Accessory:

- Detachable steel coated head/foot board
- Collapsible steel coated guardrails
- Integrated stamping frame and mattress base are made of steel epoxy
- I.V. Pole & Drainage hook with PU cover
- Heavy duty caster with brakes 5"
- Manual crank system 4set

Optional accessory:

Mattress & over-bed table & bedside cabinet

规格:

L2150*W950*H400-720mm

标配:

- 可拆卸式金属喷塑床头床尾板
- 可折叠式金属喷塑护栏
- 床体床面钢制磷化处理喷塑
- 可调解式点滴架1支, 沾塑型尿袋钩
- 5寸装饰盖刹车轮
- 摇杆系统4套

选配:

床垫, 床边桌, 床头柜

MDK-T5112L

Manual Hospital Bed With Five Functions

手摇式病床(五功能)



Specification:

L2150*W950*H400-720mm

Standard Accessory:

- Detachable stainless steel head/foot board with roller bumpers
- Collapsible steel coated guardrails
- Integrated stamping frame and mattress base are made of full stainless steel
- I.V. Pole & Drainage hook with PU cover
- Heavy duty caster with brakes 5"
- Manual crank system 4set

Optional accessory:

Mattress & over-bed table & bedside cabinet

规格:

L2150*W950*H400-720mm

标配:

- 可拆卸式不锈钢床头床尾板(带防撞轮)
- 可折叠式不锈钢护栏
- 床体床面均采用优质不锈钢
- 可调解式点滴架1支, 沾塑型尿袋钩
- 5寸装饰盖刹车轮
- 摇杆系统4套

选配:

床垫, 床边桌, 床头柜

MDK-T3618K(I) Manual Hospital Bed With Three Functions

手摇式病床(三功能)

**Specification:**

L2150*W1050*H460-720mm

Standard Accessory:

- Detachable ABS head/foot board
- Collapsible ABS guardrails
- Integrated stamping frame and mattress base are made of steel epoxy
- I.V. Pole & Drainage hook with PU cover
- Center control lock
- Manual crank system 3set

Optional accessory:

Mattress & over-bed table & bedside cabinet

**规格:**

L2150*W1050*H460-720mm

标配:

- 可拆卸式ABS床头床尾板
- 可折叠式ABS护栏
- 床体床面钢制磷化处理喷塑
- 可调解式点滴架1支,沾塑型尿袋钩
- 四轮同步刹车系统1组
- 摇杆系统3套

选配:

床垫, 床边桌, 床头柜

MDK-T3618L Manual Hospital Bed With Three Functions

手摇式病床(三功能)

**Specification:**

L2150*W1050*H460-720mm

Standard Accessory:

- Detachable ABS head/foot board
- Collapsible ABS guardrails
- Integrated stamping frame and mattress base are made of steel epoxy
- I.V. Pole & Drainage hook with PU cover
- Heavy duty caster with brakes 5"
- Manual crank system 3set

Optional accessory:

Mattress & over-bed table & bedside cabinet

**规格:**

L2150*W1050*H460-720mm

标配:

- 可拆卸式ABS床头床尾板
- 可折叠式ABS护栏
- 床体床面钢制磷化处理喷塑
- 可调解式点滴架1支,沾塑型尿袋钩
- 5寸装饰盖刹车轮
- 摇杆系统3套

选配:

床垫, 床边桌, 床头柜

MDK-T3618K(II) Manual Hospital Bed With Three Functions

手摇式病床(三功能)

**Specification:**

L2150*W1050*H460-720mm

Standard Accessory:

- Detachable ABS head/foot board
- Collapsible ABS guardrails & Diner table
- Integrated stamping frame and mattress base are made of steel epoxy
- I.V. Pole & Drainage hook with PU cover
- Center control lock
- Manual crank system 3set

Optional accessory:

Mattress & over-bed table & bedside cabinet & Back-up battery

**规格:**

L2150*W1050*H460-720mm

标配:

- 可拆卸式ABS床头床尾板
- 可折叠式ABS护栏配餐桌板
- 床体床面钢制磷化处理喷塑
- 可调解式点滴架1支,沾塑型尿袋钩
- 四轮同步刹车系统1组
- 摇杆系统3套

选配:

床垫, 床边桌, 床头柜

MDK-T3611K(I) Manual Hospital Bed With Three Functions

手摇式病床(三功能)

**Specification:**

L2150*W950*H400-720mm

Standard Accessory:

- Detachable ABS head/foot board
- Collapsible aluminum alloy guardrails
- Integrated stamping frame and mattress base are made of steel epoxy
- I.V. Pole & Drainage hook with PU cover
- Center control lock
- Manual crank system 3set

Optional accessory:

Mattress & over-bed table & bedside cabinet

**规格:**

L2150*W950*H400-720mm

标配:

- 可拆卸式ABS床头床尾板
- 可折叠式铝合金护栏
- 床体床面钢制磷化处理喷塑
- 可调解式点滴架1支,沾塑型尿袋钩
- 四轮同步刹车系统1组
- 摇杆系统3套

选配:

床垫, 床边桌, 床头柜

MDK-T3611K(II) Manual Hospital Bed With Three Functions 手摇式病床(三功能)



Specification:

L2150*W950*H400-720mm

Standard Accessory:

- Detachable ABS head/foot board
- Collapsible aluminum alloy guardrails
- Integrated stamping frame and mattress base are made of steel epoxy
- I.V. Pole & Drainage hook with PU cover
- Center control lock
- Manual crank system 3set

Optional accessory:

Mattress & over-bed table & bedside cabinet

规格:

L2150*W950*H400-720mm

标配:

- 可拆卸式ABS床头床尾板
- 可折叠式铝合金护栏
- 床体床面钢制磷化处理喷塑
- 可调解式点滴架1支,沾塑型尿袋钩
- 四轮同步刹车系统1组
- 摇杆系统3套

选配:

床垫, 床边桌, 床头柜



MDK-T3611L(I) Manual Hospital Bed With Three Functions 手摇式病床(三功能)



Specification:

L2150*W950*H350-690mm

Standard Accessory:

- Detachable ABS head/foot board
- Collapsible aluminum alloy guardrails
- Integrated stamping frame and mattress base are made of steel epoxy
- I.V. Pole & Drainage hook with PU cover
- Heavy duty caster with brakes 5"
- Manual crank system 3set

Optional accessory:

Mattress & over-bed table & bedside cabinet



规格:

L2150*W950*H350-690mm

标配:

- 可拆卸式ABS床头床尾板
- 可折叠式铝合金护栏
- 床体床面钢制磷化处理喷塑
- 可调解式点滴架1支,沾塑型尿袋钩
- 5寸装饰盖刹车轮
- 摇杆系统3套

选配:

床垫, 床边桌, 床头柜

MDK-T3611L(II) Manual Hospital Bed With Three Functions 手摇式病床(三功能)



Specification:

L2150*W850*H350-690mm

Standard Accessory:

- Detachable ABS head/foot board
- Collapsible aluminum alloy guardrails
- Integrated stamping frame and mattress base are made of steel epoxy
- I.V. Pole & Drainage hook with PU cover
- Heavy duty caster with brakes 5"
- Manual crank system 3set

Optional accessory:

Mattress & over-bed table & bedside cabinet

规格:

L2150*W850*H350-690mm

标配:

- 可拆卸式ABS床头床尾板
- 可折叠式铝合金护栏
- 床体床面钢制磷化处理喷塑
- 可调解式点滴架1支,沾塑型尿袋钩
- 5寸装饰盖刹车轮
- 摇杆系统3套

选配:

床垫, 床边桌, 床头柜



stainless steel crank
(镀铬手摇把)



Extra Low: H320-660mm
(超微型: 高320-660mm)



Guardrails by Longer design
(加长型护栏)

MDK-T3611L(III) Manual Hospital Bed With Three Functions 手摇式病床(三功能:超窄型)

**Specification:**

L2150*W850*H350-690mm

Standard Accessory:

- Detachable head/foot board by aluminium frame
- Collapsible aluminium alloy guardrails
- Integrated stamping frame and mattress base are made of steel epoxy
- I.V.Pole & Drainage hook with PU cover
- Heavy duty caster with brakes 5"
- Manual crank system 3set

Optional accessory:

Mattress & over-bed table & bedside cabine

规格:

L2150*W850*H260-650mm

标配:

- 可拆卸式铝管式床头床尾板
- 可折叠式铝合金喷塑护栏
- 床体床面钢制磷化处理喷塑
- 可调解式点滴架1支,沾塑型尿袋钩
- 5寸装饰盖刹车轮
- 摇杆系统3套

选配:

床垫, 床边桌, 床头柜



MDK-T3611L(V) Manual Hospital Bed With Three Functions 手摇式病床(三功能)

**Specification:**

L2150*W950*H380-720mm

Standard Accessory:

- Detachable ABS head/foot board
- Collapsible aluminum alloy guardrails
- Integrated stamping frame and mattress base are made of steel epoxy
- I.V.Pole & Drainage hook with PU cover
- Heavy duty caster with brakes 5"
- Eight legs & four fixed leg with rubber cover
- Manual crank system 3set

Optional accessory:

Mattress & over-bed table & bedside cabinet

**规格:**

L2150*W950*H380-720mm

标配:

- 可拆卸式ABS床头床尾板
- 可折叠式铝合金护栏
- 床体床面钢制磷化处理喷塑
- 可调解式点滴架1支,沾塑型尿袋钩
- 5寸装饰盖刹车轮
- 八条腿结构(四支固定支腿配防尘套)
- 摇杆系统3套

选配:

床垫, 床边桌, 床头柜

MDK-T3611L(IV) Manual Hospital Bed With Three Functions 手摇式病床(三功能)

**Specification:**

L2150*W1050*H380-720mm

Standard Accessory:

- Width of mattress base:900mm
- Detachable ABS head/foot board
- Collapsible aluminum alloy guardrails
- Integrated stamping frame and mattress base are made of steel epoxy
- I.V.Pole & Drainage hook with PU cover
- Heavy duty caster with brakes 5"
- Manual crank system 3set

Optional accessory:

Mattress & over-bed table & bedside cabinet

规格:

L2150*W1050*H380-720mm

标配:

- 可拆卸式ABS床头床尾板
- 可折叠式铝合金护栏
- 床体床面钢制磷化处理喷塑
- 可调解式点滴架1支,沾塑型尿袋钩
- 5寸装饰盖刹车轮
- 摇杆系统3套

选配:

床垫, 床边桌, 床头柜



MDK-T2611K Manual Hospital Bed With Two Functions 手摇式病床(二功能)

**Specification:**

L2150*W950*H500mm

Standard Accessory:

- Detachable ABS head/foot board with roller bumpers
- Collapsible aluminum alloy guardrails
- Integrated stamping frame and mattress base are made of steel epoxy
- I.V.Pole & Drainage hook with PU cover
- Center control lock
- Manual crank system 2set

Optional accessory:

Mattress & over-bed table & bedside cabinet

**规格:**

L2150*W950*H500mm

标配:

- 可拆卸式ABS床头床尾板(带防撞轮)
- 可折叠式铝合金护栏
- 床体床面钢制磷化处理喷塑
- 可调解式点滴架1支,沾塑型尿袋钩
- 四轮同步刹车系统1组
- 摇杆系统2套

选配:

床垫, 床边桌, 床头柜

MDK-T2611L(I) Manual Hospital Bed With Two Functions

手摇式病床(二功能)

**Specification:**

L2150*W950*H500mm

Standard Accessory:

- Detachable ABS head/foot board
- Collapsible aluminum alloy guardrails
- Integrated stamping frame and mattress base are made of steel epoxy
- I.V. Pole & Drainage hook with PU cover
- Heavy duty caster with brakes 5"
- Manual crank system 2set

Optional accessory:

Mattress & over-bed table & bedside cabinet

规格:

L2150*W950*H500mm

标配:

- 可拆卸式ABS床头床尾板
- 可折叠式铝合金护栏
- 床体床面钢制磷化处理喷塑
- 可调解式点滴架1支,沾塑型尿袋钩
- 5寸装饰盖刹车轮
- 摇杆系统2套

选配:

床垫, 床边桌, 床头柜

MDK-T2611L(III) Manual Hospital Bed With Two Functions

手摇式病床(二功能)

**Specification:**

L2150*W950*H500mm

Standard Accessory:

- Detachable ABS head/foot board
- Collapsible aluminum alloy guardrails & Diner table
- Integrated stamping frame and mattress base are made of steel epoxy
- I.V. Pole & Drainage hook with PU cover
- Heavy duty caster with brakes 5"
- Manual crank system 2set

Optional accessory:

Mattress & over-bed table & bedside cabinet

规格:

L2150*W950*H500mm

标配:

- 可拆卸式ABS床头床尾板
- 可折叠式铝合金护栏配翻板式餐桌板
- 床体床面钢制磷化处理喷塑
- 可调解式点滴架1支,沾塑型尿袋钩
- 5寸装饰盖刹车轮
- 摇杆系统2套

选配:

床垫, 床边桌, 床头柜

MDK-T2611L(II) Manual Hospital Bed With Two Functions

手摇式病床(二功能)

**Specification:**

L2150*W950*H500mm

Standard Accessory:

- Detachable ABS head/foot board
- Collapsible aluminum alloy guardrails & Diner table
- Integrated stamping frame and mattress base are made of steel epoxy
- I.V. Pole & Drainage hook with PU cover
- Heavy duty caster with brakes 5"
- Manual crank system 2set

Optional accessory:

Mattress & over-bed table & bedside cabinet

规格:

L2150*W950*H500mm

标配:

- 可拆卸式ABS床头床尾板
- 可折叠式铝合金护栏配翻板式餐桌板
- 床体床面钢制磷化处理喷塑
- 可调解式点滴架1支,沾塑型尿袋钩
- 5寸装饰盖刹车轮
- 摇杆系统2套

选配:

床垫, 床边桌, 床头柜

MDK-T2618L

Manual Hospital Bed With Two Functions

手摇式病床(二功能)

**Specification:**

L2150*W1050*H500mm

Standard Accessory:

- Detachable ABS head/foot board
- Collapsible ABS side rails
- Integrated stamping frame and mattress base are made of steel epoxy
- I.V. Pole & Drainage hook with PU cover
- Heavy duty caster with brakes 5"
- Manual crank system 2set

Optional accessory:

Mattress & over-bed table & bedside cabinet

规格:

L2150*W1050*H500mm

标配:

- 可拆卸式ABS床头床尾板
- 可折叠式ABS护栏
- 床体床面钢制磷化处理喷塑
- 可调解式点滴架1支,沾塑型尿袋钩
- 5寸装饰盖刹车轮
- 摇杆系统2套

选配:

床垫, 床边桌, 床头柜

MDK-T1611L Manual Hospital Bed With Single Function 手摇式病床(一功能)**Specification:**

L2150*W950*H500mm

Standard Accessory:

- Detachable ABS head/foot board
- Collapsible aluminum alloy guardrails
- Integrated stamping frame and mattress base are made of steel epoxy
- I.V. Pole & Drainage hook with PU cover
- Heavy duty caster with brakes 5"
- Manual crank system 1set

Optional accessory:

Mattress & over-bed table & bedside cabinet

规格:

L2150*W950*H500mm

标配:

- 可拆卸式ABS床头床尾板
- 可折叠式铝合金护栏
- 床体床面钢制磷化处理喷塑
- 可调解式点滴架1支,沾塑型尿袋钩
- 5寸装饰盖刹车轮
- 摇杆系统1套

选配:

床垫, 床边桌, 床头柜

MDK-T1618L Manual Hospital Bed With Single Function 手摇式病床(一功能)**Specification:**

L2150*W1050*H500mm

Standard Accessory:

- Detachable ABS head/foot board
- Collapsible ABS side rails
- Integrated stamping frame and mattress base are made of steel epoxy
- I.V. Pole & Drainage hook with PU cover
- Heavy duty caster with brakes 5"
- Manual crank system 1set

Optional accessory:

Mattress & over-bed table & bedside cabinet

规格:

L2150*W1050*H500mm

标配:

- 可拆卸式ABS床头床尾板
- 可折叠式ABS护栏
- 床体床面钢制磷化处理喷塑
- 可调解式点滴架1支,沾塑型尿袋钩
- 5寸装饰盖刹车轮
- 摇杆系统1套

选配:

床垫, 床边桌, 床头柜

MDK-T1610Z Manual Hospital Bed With Single Function 手摇式病床(一功能)**Specification:**

L2150*W950*H500mm

Standard Accessory:

- Detachable ABS head/foot board
- Integrated stamping frame and mattress base are made of steel epoxy
- I.V. Pole & Drainage hook with PU cover
- Manual crank system 1set

Optional accessory:

Mattress & over-bed table & bedside cabinet

规格:

L2150*W950*H500mm

标配:

- 可拆卸式ABS床头床尾板
- 床体床面钢制磷化处理喷塑
- 可调解式点滴架1支,沾塑型尿袋钩
- 摇杆系统1套

选配:

床垫, 床边桌, 床头柜

MDK-T1112L Manual Hospital Bed With Single Function 手摇式病床(一功能)**Specification:**

L2150*W950*H500mm

Standard Accessory:

- Detachable stainless steel head/foot board
- Integrated stamping frame and mattress base are made of full stainless steel
- I.V. Pole & Drainage hook with PU cover
- Heavy duty caster with brakes 5"
- Manual crank system 1set

Optional accessory:

Mattress & over-bed table & bedside cabinet

规格:

L2150*W950*H500mm

标配:

- 可拆卸式不锈钢床头床尾板
- 床体床面均采用优质不锈钢
- 可调解式点滴架1支,沾塑型尿袋钩
- 5寸装饰盖刹车轮
- 摇杆系统1套

选配:

床垫, 床边桌, 床头柜

MDK-T0610Z Ordinary Flat Bed 平板式病床**Specification:**

L2150*W950*H500mm

Standard Accessory:

- Detachable ABS head/foot board
- Integrated stamping frame and mattress base are made of steel epoxy
- I.V. Pole & Drainage hook with PU cover

Optional accessory:

Mattress & over-bed table & bedside cabinet

规格:

L2150*W950*H500mm

标配:

- 可拆卸式ABS床头床尾板
- 床体床面钢制磷化处理喷塑
- 可调解式点滴架1支,沾塑型尿袋钩

选配:

床垫, 床边桌, 床头柜

MDK-T2011K Manual Hospital Bed With Two Functions 手摇式病床(二功能)

Specification:
L2150*W950*H500mm

Standard Accessory:

- Detachable head/foot board made of high density wood
- Collapsible aluminum alloy guardrails
- Sideboard made of high density wood
- Integrated stamping frame and mattress base are made of steel epoxy
- I.V. Pole & Drainage hook with PU cover
- Center control lock
- Manual crank system 2set

Optional accessory:
Mattress & over-bed table & bedside cabinet

规格:
L2150*W950*H500mm

标配:

- 可拆卸式木制床头床尾板
- 可折叠式铝合金护栏
- 木制床边框
- 木条式床面板
- 床体床面钢制磷化处理喷塑
- 可调解式点滴架1支,沾塑型尿袋钩
- 四轮同步刹车系统1组
- 摇杆系统2套

选配:
床垫, 床边桌, 床头柜

MDK-G266L Manual Orthopedic Bed With Two Functions 手摇式骨科床(二功能)

Specification:
L2150*W950*H500mm

Standard Accessory:

- Detachable ABS head/foot board
- Collapsible aluminum alloy guardrails
- Integrated stamping frame and mattress base are made of steel epoxy
- Traction frame by stainless steel
- I.V. Pole & Drainage hook with PU cover
- Heavy duty caster with brakes 5"
- Manual crank system 2set

Optional accessory:
Mattress & over-bed table & bedside cabinet

规格:
L2150*W950*H500mm

标配:

- 可拆卸式ABS床头床尾板
- 可折叠式铝合金护栏
- 床体床面钢制磷化处理喷塑
- 不锈钢式骨科牵引架
- 可调解式点滴架1支,沾塑型尿袋钩
- 5寸装饰盖刹车轮
- 摇杆系统2套

选配:
床垫, 床边桌, 床头柜

MDK-T2011L Manual Hospital Bed With Two Functions 手摇式病床(二功能)

Specification:
L2150*W950*H500mm

Standard Accessory:

- Detachable head/foot board made of high density wood
- Collapsible aluminum alloy guardrails & Diner table
- Sideboard made of high density wood
- Integrated stamping frame and mattress base are made of steel epoxy
- I.V. Pole & Drainage hook with PU cover
- Heavy duty caster with brakes 5"
- Manual crank system 2set

Optional accessory:
Mattress & over-bed table & bedside cabinet

规格:
L2150*W950*H500mm

标配:

- 可拆卸式木制床头床尾板
- 可折叠式铝合金护栏配备翻板式餐桌板
- 木制床边框
- 床体床面钢制磷化处理喷塑
- 可调解式点滴架1支,沾塑型尿袋钩
- 5寸装饰盖刹车轮
- 摇杆系统2套

选配:
床垫, 床边桌, 床头柜

MDK-G266U Manual Orthopedic Bed With Four Functions 手摇式骨科床(四功能)

Specification:
L2150*W950*H500mm

Standard Accessory:

- Detachable aluminum head/foot board
- Collapsible aluminum alloy guardrails
- Integrated stamping frame and mattress base are made of steel epoxy
- Traction frame by stainless steel
- I.V. Pole & Drainage hook with PU cover
- Heavy duty caster with brakes 5"
- Manual crank system 4set

Optional accessory:
Mattress & over-bed table & bedside cabinet

规格:
L2150*W950*H500mm

标配:

- 可拆卸式铝合金床头床尾板
- 可折叠式铝合金护栏
- 床体床面钢制磷化处理喷塑
- 不锈钢式骨科牵引架
- 可调解式点滴架1支,沾塑型尿袋钩
- 5寸装饰盖刹车轮
- 摇杆系统4套

选配:
床垫, 床边桌, 床头柜

MDK-G266U-K Manual Orthopedic Bed With Four Functions 手摇式骨科床(三功能)



Specification:

L2150*W950*H500mm

Standard Accessory:

- Detachable aluminum head/foot board
- Collapsible aluminum alloy guardrails
- Integrated stamping frame and mattress base are made of steel epoxy
- Traction frame by stainless steel
- I.V. Pole & Drainage hook with PU cover
- Heavy duty caster with brakes 5"
- Manual crank system 3set

Optional accessory:

Mattress & over-bed table & bedside cabinet

规格:

L2150*W950*H500mm

标配:

- 可拆卸式铝合金床头床尾板
- 可折叠式铝合金护栏
- 床体床面钢制磷化处理喷塑
- 不锈钢式骨科牵引架
- 可调解式点滴架1支,沾塑型尿袋钩
- 5寸装饰盖刹车轮
- 摇杆系统3套

选配:

床垫, 床边桌, 床头柜

MDK-G466U-K Manual Orthopedic Bed With Four Functions 手摇式骨科床(四功能)



Specification:

L2150*W950*H500mm

Standard Accessory:

- Detachable head/foot board by stainless steel
- Collapsible aluminum alloy guardrails
- Integrated stamping frame and mattress base are made of steel epoxy
- Mattress base by X-ray translucent platform for radioscapy
- Traction frame by stainless steel
- I.V. Pole & Drainage hook with PU cover
- Center control lock
- Manual crank system 4set

Optional accessory:

Mattress & over-bed table & bedside cabinet

规格:

L2150*W950*H500mm

标配:

- 可拆卸式不锈钢床头床尾板
- 可折叠式铝合金护栏
- 床体钢制磷化处理喷塑
- 床面采用X射线功能板
- 不锈钢骨科牵引架
- 可调解式点滴架1支,沾塑型尿袋钩
- 四轮同步刹车系统1组
- 摇杆系统4套

选配:

床垫, 床边桌, 床头柜

MDK-G466U Manual Orthopedic Bed With Four Functions 手摇式骨科床(四功能)



Specification:

L2150*W950*H500mm

Standard Accessory:

- Detachable aluminum head/foot board
- Collapsible aluminum alloy guardrails
- Integrated stamping frame and mattress base are made of steel epoxy
- Traction frame by aluminum alloy
- I.V. Pole & Drainage hook with PU cover
- Heavy duty caster with brakes 5"
- Manual crank system 4set

Optional accessory:

Mattress & over-bed table & bedside cabinet

规格:

L2150*W950*H500mm

标配:

- 可拆卸式铝合金床头床尾板
- 可折叠式铝合金护栏
- 床体床面钢制磷化处理喷塑
- 铝合金骨科牵引架
- 可调解式点滴架1支,沾塑型尿袋钩
- 5寸装饰盖刹车轮
- 摇杆系统4套

选配:

床垫, 床边桌, 床头柜

BDE601

Shower Trolley

沐浴床(电动升降)



Specification:

L1950*W900*H460-750mm

Standard Accessory:

- Electric motor with back-up battery
- Collapsible side rail made of stainless steel
- Integrated stamping frame and mattress base are made of stainless steel
- 3" Castor with brakes

规格:

L2100*W900*H460-750mm ±5%

标配:

- 可循环可充电升降马达组合
- 可折叠式不锈钢护栏
- 床体床面均采用不锈钢材质
- 3英寸刹车式脚轮

选配:

备用电池

BDE602

Shower Trolley 沐浴床 (液压升降)

**Specification:**

L1950*W800*H450-860mm ±5%

Material

- full stainless steel coated.

Standard accessory:

- Hydraulic system imported from Taiwan
- Collapsible side rail made of stainless steel coated.
- 6" Castor with brakes

规格:

L1950*W800*H540-860mm ±5%

材质:

- 床体不锈钢SS304#, 表面采医疗级抗菌
- 粉体涂装置防水、防锈处理。
- 标准附件：
• 进口型液压系统
- 可折叠式护栏
- PU沐浴枕头
- 6英寸刹车脚轮



BDE603

Patient Lifter 移位机 (电动升降)



Dimension: Length 1180mm Width 640mm Height:1465mm

Max. Load: 200kg

Lift up speed: 23mm/s(no load)

Min. Lift height: 710mm

Max. Lift height: 1780mm

Base leg open: 0° -38°

Leg width when legs closed 640mm

Power: 24V 4AH

Front wheel: Dia 75mm(3") double wheel

Rear wheel: Dia 75mm(3") double wheel with brake Protection classL IPX4

Noise: 42db Weight:53kg

Accessories:

Hand control 1pc

Charging wire*1

Hand cloth made by anti-slip material

Control box with charge amount display*1

Removable high power capacity battery DC24V

规格: 长1180mm 宽640mm

打开时:1465mm

最大承重: 200kg

升降速度: 23mm/s(无负荷)

升降位最低时: 710mm

升降位最高时: 1780mm

基础张开角度: 0° -38°

基础合并时宽度: 640mm

功率: 24V 4AH

前轮: 直径 75mm (双片万向型)

后轮: 直径 75mm (双片刹车型)

保护等级: IPX4

噪音: 42db

净重: 53kg

标准附件: 尼龙吊带

BDOP01

Electric Multi-purpose Operating Table 多功能手术台(电动型)

**Features:**

The operating table is an electric-powered mechanical transmission, security, integrated voltage controlled surgical operating table.

The operating table can be used for orthopedics, urology, anorectal, chest diseases, gynecology, obstetrics.

Accessories can be demolished, easy to use. Stainless Steel base device and cover, the mattress and accessories is made of Polyurethane. The brand of Motor made in other countries is acceptable.

Technical parameters:

- Table Size: 2050mm × 500mm × 700mm/1050mm
- Lifting table: 200mm-300mm
- Before and after tilts: greater than 25 °
- Left and right tilt: greater than 20 °
- Back up bending: greater than 70 °
- Back up the bridge height: 120mm
- Legs folded under board action: greater than 90 °

Standard accessories:

Leg holder & Clamp & Grab handle & Foot rest & Basin & Water proof cushion & I.V. Stand & Cushion for newborn baby & Cushion & Electric wire.

性能简介:

本手术台是电动机械传动为动力,安全电压控制式的外科综合手术台。它可代替神经外科,泌尿科,肛肠科,胸科,妇科,产科待手术使用。操作简单,工作平衡可靠,噪音低,经久耐用,可随心所欲实现各种手术中各种体位变换。附件均可拆卸,使用方便。

技术参数:

- 台面尺寸:长2050*宽500*高度700/1050mm
- 台面升降: 200-300mm
- 前后倾斜: ≥25°
- 左右倾斜: ≥20°
- 背板上折曲: ≥70°
- 腰板上长角度: 120mm
- 腿板下折角度: ≥90°

附件:

支肩架一付、支腰架一付、搁臂架一付、托腿架一付、屏风架一个、蹬脚板一付。

BDOP02

Multi-purpose Operating Table, Head Controlled 头部操纵式综合手术台



Features:

The BDOP02 series operation table features with integrated multi-function is suitable for various operations conducted by medical unit.
Imported Y type sealing ring with good sealing performance and is durable.
Rotary brake device which is easy for moving operating table.
All actions are controlled on both sides.

Technical parameters:

- Length 2040 mm * width 480mm * Height 800-1040mm
- Main Technical Parameters: Trendelenburg $\geq 30^\circ$
- Reversed trendelenburg $\geq 50^\circ$ & Lateral tilt $\geq 20^\circ$
- Back section raised from the horizontal $\geq 80^\circ$
- Back section lowered from the horizontal $\geq 8^\circ$
- Head section raised from the horizontal $\geq 30^\circ$
- Head section lowered from the horizontal $\geq 90^\circ$
- Leg section lowered from the horizontal $\geq 90^\circ$
- Kidney bridge elevation ≥ 120 mm

Standard Accessories:

A pair of shoulder support frame, a pair of waist support frame, a pair of arm resting frame, a pair of leg support frame, a screen frame, a pair of pedal foot board, a waistband.

性能简介:

此手术台供医院手术室施行头、颈、胸腹腔、会阴及四肢等外科及妇产科、五官科、骨科等手术。采用油泵升降，手术时所需体位调整均在台面头部操纵。同时此款手术台底座罩、内外罩为不锈钢。

技术参数:

- 长2040 mm * 宽480mm * 高度800-1040mm
- 后倾 $\geq 30^\circ$ 前倾 $\geq 50^\circ$ 侧倾 $\geq 20^\circ$
- 背板上折 $\geq 80^\circ$ 背板下折 $\geq 8^\circ$
- 头板上折 $\geq 30^\circ$ 头板下折 $\geq 90^\circ$
- 腿板下折 $\geq 90^\circ$ 腰板上折 ≥ 120 mm

特点:

- 进口Y型密封圈，双保险无漏油现象。
- 旋转式刹车装置，方便手术床移位。
- 所有动作均在头部操纵。

附件:

支肩架一付、支腰架一付、搁臂架一付、托腿架一付、屏风架一个、蹬脚板一付。

BDOP03

Surgical Operation Table

手术台(普通型)



The operating table is applied for head surgery, neck surgery, thoracic surgery, abdominal surgery, vulvar surgery and limbs surgery as well as obstetrics and gynecology, ophthalmology, otorhinolaryngology and orthopaedics.

Features:

BDOP03 type base seat and upright column covering are made of high quality 304 stainless steel
Adopting manual screw rod to elevate operation table.
The rear plate is adjusted by gear and leg plate is adjusted by ratchet.

Technical parameters:

- Length and width L2000*W480mm
- Height 750mm-1000mm
- On the back panel off $\geq 45^\circ$
- Under the fold back $\geq 20^\circ$
- Head-board break $\geq 45^\circ$
- Under the first board off $\geq 90^\circ$
- Legs folded under board $\geq 90^\circ$
- Backs up ≥ 100 mm

BDOP03型普通手术台适用医疗单位施行各种手术。

特点:

- 底座及立柱罩壳均采用优质304不锈钢。
- 手旋丝杆升降手术台台面。
- 背板采用齿轮调节，腿板采用棘齿调节。

附件:

支肩架一付、支腰架一付、搁臂架一付、托腿架一付、屏风架一个。

BDOP05

Multi-purpose Obstetric Table

电动综合产床



Features:

BDOP05 multi-purpose obstetric table is designed for delivery, abortion and gynecological examination.
Lifting of the bed and back rest and front and back inclining of table are controlled by advanced electric push rod and foot switch. The fix-movements of base is controlled by foot pedal.

Technical parameters:

- Length and width for tabletop: 1850*600mm
- Height adjustment range: 650-895mm
- width of back rest: 600*800mm
- width of seat place: 600*400mm
- width of leg: 540*500mm
- Back rest: Up $\geq 75^\circ$ Down $\geq 6^\circ$
- Forward $> 10^\circ$ & Backward $> 25^\circ$

特点:

此电动综合产床是医院妇产科，泌尿科等科室做妇女生产，流产，检查等手术必需设备。
此电动综合产床整体升降，背板升降，台面前后倾采用先进线性电机，并配有脚踏开头，底座固定移动采用脚踏控制。

技术参数:

- 台面长度及宽度: 1850*600mm
- 台面高度调节: 650-895mm
- 背板宽度: 600*800mm
- 坐板宽度: 600*400mm
- 腿板宽度: 540*500mm
- 背板: Up $\geq 75^\circ$ Down $\geq 6^\circ$
- 前后倾 $> 10^\circ$ & $> 25^\circ$

BDOP06

Multi-purpose Operating Table

综合手术台



Features:

The controller device lock key protecting from misoperation. The table is made of penetrated X-ray material. There is cassette guide rail under the table which make radiography. The table is fixed a button which can control the electric wheel to draw in and put out. So that the table can be pulled easily. Accessories and Guide rail are made of stainless steel, polyurethane etc material. The main accessory hydraulic pump and electromagnetic valve are made of imported component from Taiwan. The mattress is made of foam polyurethane, acid and alkali resistance, high temperature resistance and east clean. The head board and leg board are adopted special imported Gas-Spring from Germany. It is convenient to operate.

Technical parameters:

- Length and width for tabletop: 1960*480mm
- Forward $\geq 25^\circ$ backward $\geq 20^\circ$
- Left $\geq 18^\circ$ Right $\geq 18^\circ$
- Leg section lowered from the horizontal $\geq 90^\circ$ (detachable)
- Back rest: Up $\geq 75^\circ$ Down $\geq 10^\circ$
- Kidney bridge elevation ≥ 80 mm
- Head section raised from the horizontal $\geq 45^\circ$ (detachable)
- Head section lowered from the horizontal $\geq 50^\circ$ (detachable)

性能简介:

托腿架 2件; 支身架 2件; 搁臂架 2件; 麻醉屏架 1件; 控制器 1件。
控制器控制设有误操作的锁开关。
台面采用可透射X光材料, 台下设有暗盒导轨, 可进摄片。
手术台设有脚轮(电动)收放按钮, 拖动方便。
附件及导轨采用不锈钢(防锈), 聚氨酯等材料。
主要配件液压泵, 电磁阀采用进口元件。
床垫采用聚氨酯材料, 耐酸碱, 耐高温, 易清洗。
头板, 腿板采用独特的进口气弹簧, 操作灵活。

技术参数:

- 台面长度及宽度: 1960*480mm
- 台面高度调节: 690-930mm
- 台面前后倾 $\geq 25^\circ$ $\geq 20^\circ$
- 台面左右倾 $\geq 18^\circ$ $\geq 18^\circ$
- 腿板 $\geq 90^\circ$
- 背板 $\geq 75^\circ$ $\geq 10^\circ$
- 腰板 ≥ 80 mm
- 头板上升 $\geq 45^\circ$
- 头板下降 $\geq 50^\circ$

BDOP07

Electric Operating Table

电手术台



Features:

The mattress made of foam polyurethane, acid and alkali resistance, high temperature resistance and easy clean. The double-layer tabletop is suit for X-Ray examination when you operate. The leg board can be abducted 180° . Folded 90° and detached. The wheel adjustable. Table height adjustable. Forward and backward tilting. Left and right tilting, back board folded are all controlled by linear motor. It's convenient and safe. Accessories: guide rail and base shell and column shell all are made of stainless steel. The table is equipped Auto-Charge device and spare battery.

Technical parameters:

- Length and width for tabletop: 2050*480mm
- Height adjustment range: 700-950mm
- Forward $\geq 25^\circ$ backward $\geq 20^\circ$
- Left $\geq 18^\circ$ Right $\geq 18^\circ$
- Leg section lowered from the horizontal $\geq 90^\circ$ (detachable)
- Back rest: Up $\geq 80^\circ$
- Kidney bridge elevation ≥ 120 mm
- Head section raised from the horizontal $\geq 80^\circ$ (detachable)
- Head section lowered from the horizontal $\geq 80^\circ$ (detachable)

Features:

Leg holder & Clamp & Foot rest & Water proof cushion & Cushion for newborn baby & Cushion & Electric wire.

性能简介:

床垫采用聚氨酯材料, 耐酸碱, 耐高温, 易清洗。
双层台面, 可在手术时进行X射线检查。
腿板可外展180度, 下折90度及拆卸, 脚轮升降, 床面升降, 前后倾, 左右倾, 背板折转全部采用线性电机(适合于净化手术室无污染), 实现操作灵活安全。
此手术台配有自动充电装置蓄电池, 保证手术台在紧急停电时能正常使用。

技术参数:

- 台面高度: 700-950mm
- 台面尺寸: 2050mm*480mm
- 台面前后倾 $\pm 25^\circ$
- 台面左右倾 $\pm 20^\circ$
- 背板上折 80°
- 背板下折 15°
- 头板上下折 80° 可拆卸
- 腿板下折 90° 外展 180° 可拆卸
- 腰板升降 120mm

附件:

支肩架一付、搁臂架一付、托腿架一付、屏风架一个。

BDOP08

Electric Ordinary Operation Table

电动型产床



Features:

BDOP08 Electric Obstetric Bed (Economic) is designed base on the concept of family accompanying delivery. It has got 5 national patents including an exterior patent. The driven and control system use imported motors which are safe, reliable, easy operated and with low noise. Both families and nurses can operate it.

The bed can equipped with a CD player to relax the lying-in women. Bed head end and guardrail are made from high strength plastic, which have nice appearance. They can be loaded or retracted easily. The bed lifts up and down electrically. The back section turning, trendelenburg and reverse trendelenburg are electric controlled too. The bed has removable leg section. The filth basin is under the seat. It is easy to adjust the position of lying-in woman and accelerate the delivery process by combining use of the leg holder, assistant table and foldable footrest. The bed is dirt free, easy cleaned. The central brake provides the bed better stability.

Technical parameters:

- Bed dimension including bed end and bumper wheel: Length 1930mm, width 940mm
- Bed dimension: Length 1815mm, width 780mm
- Bed height: lowest \leq 680mm, highest \geq 920mm (exclude the cushion)
- Back section turning: \geq 60°
- Trendelenburg and reverse trendelenburg: reverse trend \geq 5°, trend \geq 8°
- Footrest swing out: \geq 45°
- Footrest folding: \geq 45°
- Guard rail up/down movement: 360mm
- Castor dia.: 150mm

性能简介:

该床安全可靠、操作方便、噪音低、陪伴家属和助产人员皆可操作。床面可整体上升、下降；背板折起采用进口电机控制。脚部床垫还可脱卸。床板下有大量污物盆。两侧脚架、隐藏式扶手结合使用，便于接生工作。适用于仰卧式、坐位、侧卧位、半卧位、蹲位、匍匐位等多种体位的分娩方式。产床床主机为丹麦LINAK公司线性电机，24V的安全输出电压，操作安全平稳无噪音。床上还可选配CD音响，可调节产妇的紧张心理。床头板左右护栏均为高强度塑料一次成型，外表美观、大方，可轻松装卸或隐藏。整床床面为日本进口阿基里斯(PVC)皮，床面带有防水凹槽，防止羊水外泄，便于清洁，具有抗菌、抗污、抗耐磨、防臭等特点。床身整体结构封闭、防尘，便于清洁。脚轮采用中控制动轮，稳定性更高。

技术参数:

- 床体尺寸: 长度1930*宽度940mm
- 床面尺寸: 长度1815*宽度780mm
- 床面高度: 最低 \geq 620mm, 最高 \geq 860mm(不含床垫)
- 背板上折角度: \geq 18°
- 床面前后倾角度: 前倾 \geq 5° 后倾 \geq 8°
- 脚板外摆角度: \geq 45°
- 脚板上折角度: \geq 45°
- 护栏升降距离: 360mm
- 脚轮直径: 150mm

BDOP09

Electric LDR bed

产病床(电动型)



Features:

The LDR bed nursing the lying-in woman through all stages of parturition, including labor, delivery and recovery stage. It can be easily changed into chair position to protect lying-in women from transfer from one bed to another. Electric controlled height adjustment, tilt adjustment and back section adjustment greatly enhance the work efficiency of the nurses. Use imported European brand of motor and driven system. Centre brake and swivel system make the bed stable. Rotating side rails are easily operated. Minimum height enables patient get on the bed easily. Leg holder lockable, can turn forward & backward, left & right, height also adjustable. I.V. stand, height adjustable. Head board, led board moveable. Cushion for newborn baby used during parturition. Stainless steel basin and flume moveable for washing. Grab handle for lying-in woman to exert her strength. Cushion ventilating, water proof, soft and three different colors available, i.e. rose, pink and blue. Foot switch and hand control optional.

Technical parameters:

- Bed dimension including bed end and bumper wheel: Length 2050mm, width 980mm
- Bed dimension: Length 1815mm, width 880mm
- Bed height: lowest \leq 580mm, highest \geq 950mm (exclude the cushion)
- Back section turning: \geq 70°
- Trendelenburg and reverse trendelenburg: reverse trend \geq 5°, trend \geq 12°
- Leg section telescope: 550mm
- Castor dia.: 125mm

Standard accessories:

Leg holder & Clamp & Grab handle & Foot rest & Basin & Water proof cushion & I.V. Stand & Cushion for newborn baby & Cushion & Electric wire.

性能简介:

该床是本公司陪伴分娩床家族的又一新宠，是专门为产科病人的各阶段护理而设计的温馨病床，包括待产期、分娩期和产后恢复期。该床能方便地转换椅式体位，为产妇的分娩过程提供充分的舒适性，其结构保证分娩过程的进行而不必将产妇从一张床转移至另一张床。床位的高低、倾斜的调整以及背板角度的改变由电机驱动，极大地提高了医护人员的工作效率。选用欧洲著名品牌电机及控制系统。

操作简单、转移灵活轻便，中央制动及转向系统使病床的稳定性更好。翻转式护栏(聚胺脂发泡一次性成型)方便操作。最低位便于病人安全地上下床。搁腿架可前后移动、左右转动，高低可调，锁止方便。点滴架高度可调节，头板、脚板易于拆卸。伸缩式辅助台提高医护人员的工作效率，新生儿床垫方便接生时使用。大容量不锈钢污水盆和污水漏槽可方便取下冲洗，床侧把手便于产妇抓握。透气防水，柔软舒适的床垫，颜色可选。

技术参数:

- 床体尺寸: 长2050毫米*宽980毫米
- 床面尺寸: 长1815毫米*宽880毫米
- 床面高度: 低580-高950毫米
- 背板上折角度: \geq 70°
- 床面前后倾斜角度: \geq 5° & \geq 12°
- 腿板伸缩距离: 550毫米
- 脚轮直径: 125毫米

标准附件:

搁腿架, 承合器, 把手, 脚蹬, 污水盆, 防水垫, 点滴架, 新生儿床垫, 床垫, 电源线。

KL-FS

Electric Gynecological Table

妇科台(电动型)



Features:

BDOP-FS series gynecological table is suitable for conducting gynecological surgery, operative and gynecological examination, by medical unit. Use imported European brand of motor and driven system. Centre brake and swivel system make the bed stable. Rotating side rails are easily operated. Minimum height enables patient get on the bed easily. Leg holder lockable, can turn forward & backward, left & right, height also adjustable. I.V. stand, height adjustable. Head board, led board moveable. Cushion for newborn baby used during parturition. Stainless steel basin and flume moveable for washing.

Technical parameters:

- Table Length mm: 1300 ± 50
- Table Width mm: 550 ± 20
- Height Adjustment mm: (700~1000) ± 50
- Backboard Upwards: 50°
- Trendelenburg / Rev-Trend: 10° / 12°
- Leg support reflex: 30°
- Working area: (350*450) ± 20
- Main Voltage AC: 220V ± 10% 50Hz

Standard accessories:

Leg holder & Clamp & Grab handle & Basin & Water proof cushion & Cushion & Electric wire.

性能简介:

BDOP-FS型电动妇科台适用于医疗单位施行妇科手术、人流手术及妇科检查等。进口品牌LINAK电机控制各种动作。手持控制器及脚踏控制器、相互独立，方便操作。托腿架可电动上下折。独特的外型设计、美观大方。全不锈钢隐藏式辅助台，伸缩自如。配有隐藏式不锈钢污物盆。床面采用高密度记忆海绵一次发泡成型，无缝隙。脚踏刹车装置，方便手术台移位。底座为高强度ABS一次成型，耐腐蚀易清洗。

技术参数:

- 长: 1270 ± 50mm 宽: 550 ± 30mm
- 升降范围: (700~1000) ± 50mm
- 背板上折: ≥45°
- 前倾/后倾: ≥5° / ≥12°
- 托腿架电动折转: ≥30°
- 辅助台: (350*480) ± 20
- 电源电压AC: 220V ± 22V, 50Hz ± 1Hz

标准附件:

托腿架，弧形拉手杆，不锈钢污物盆，手持、脚踏遥控器各一个，电源线。

KL-2C

Manual Obstetric Table

综合产床(手动型)



Features:

BDOP-2C type integrated obstetric bed is suitable for conducting parturient delivery, gynecological surgery, operative abortion, diagnosis and examinations etc. by medical unit. The base seat and upright column covering are made of high quality 304 stainless steel, which is anti-corrosive and can be easily cleaned. The main bed and auxiliary bed are connected with each other, auxiliary table is easy for dismantling. Foot step hydraulic elevating. Imported Y type sealing ring and is durable. Equipped with stainless steel sewage basin and other various accessories. The mattress adopts high density memory sponge and is once formed, with no seam. Rotary brake device which is easy for moving obstetric table.

Technical parameters:

- Table Length: 1900 ± 50mm
- Table Width: 600 ± 10mm
- Height Adjustment: (700~950) ± 50mm
- Backboard Upwards: 50°
- Backboard Downwards: 3°
- Trendelenburg: 10°
- Rev-Trend: 20°
- Leg board Outwards: 90°
- Working area: 600*600mm

Standard accessories:

Arm resting frame & leg support frame & armrest & stainless steel sewage basin

性能简介:

KL-2C型综合产床适用各医疗单位产妇产分娩，妇产科手术，人流手术及妇科检查等。底座及立柱罩壳均采用优质304不锈钢，耐腐蚀、易清洗。主床和副床连为一体，辅助台可外折，可拆卸。脚踏液压升降，进口Y型密封圈，经久耐用。配有隐藏式不锈钢污物盆及其它附件。床垫采用高密度记忆海绵一次成型，无缝隙。旋转式刹车控制，方便产床移位。

技术参数:

- 长: 1900 ± 50mm 宽: 600 ± 10mm
- 升降范围: (700~950) ± 50mm
- 背板上折: ≥50° 背板下折: ≥3°
- 台面前倾: ≥10° 台面后倾: ≥20°
- 腿板外折: ≥90°
- 辅助台: 600*600mm

标准附件:

搁臂架一付、托腿架一付、拉手杆一付、不锈钢污物盆一只。

BDOP501A

Electric Gynecological Table

妇科台(电动型)



Features:

This bed is fully electric control, gynecological examinations and surgical equipment, its unique designed for gynecology, urology, Anorectal a variety of instruments and microscopy diagnosis and surgical type examination. The brand of Motor made in other countries is acceptable.

Technical parameters:

- Bed dimensions L×W:1700×600mm (including auxiliary units)
- Minimum height of the bed level:700mm
- Bed height:250mm
- Hip plate tilts: +25°-15°
- Maximum angle from the back: +60°-10°

性能简介:

本电动妇科台适合泌尿外科, 妇科各种仪器及镜类检查, 诊断时的使用先进的电动设备, 床面选用适合人体曲线的流线型设计, 符合患者调整高度和角度, 让病人顺利的进行检查, 便于医生诊断。

技术参数:

- 床面宽度: 600mm
- 床面最低高度: 600mm
- 床面升降行程: 700mm

BDOP502A

Electric multi-purpose operating table

电动妇产科综合手术床



BDOP501B

Electric Multi-purpose Operating Table

五官科手术台(电动型)



Features:

This bed is eyes, ears, mouth, nose and throat special dental chairs, it has checks, surgery and other functions. Is our newly developed products, suitable for clinical treatment of facial features and checks to use. The dental chairs the structure of advanced, flexible operation, simple, smooth and reliable and operation, low noise, durable, ensure safety, designs for the human body engineering principles, easy for doctors to operate, so that patients in the best position for examination and treatment.

Technical parameters:

- Table size: Chair width 550mm, length 1650mm, width of head 200mm
- Seat minimum height:600mm (including the cushion thickness 50mm)
- Height adjustable: Between 550-750mm, can be adjustment angle of 90°
- Headrest: Headrest can be adjusted before and after the adjustment (Before 35° After 45°)
- Angle: Angle of 90°(Before 35°after 45°)
- Back and legs: Back in the normal position with the legs on the plate is adjustable 180°around the lying posture. (Electric)
- Tilt: Seat surface can be tilted about 20°

性能简介:

本床是眼、耳、鼻、喉科专用手术椅, 它有检查、手术治疗等功能。是我公司新研制的产品, 试用五官科临床的治疗和检查用。该手术椅结构先进、操作灵活简便、工作平稳可靠、噪音低、经久耐用、保证安全, 外观设计适合人体工程原理, 方便医生操作, 使患者处在最佳的检查和治疗体位。

技术参数:

- 尺寸: 椅宽550mm 长1650mm 头枕宽200mm
- 椅座高度: 椅座最低600mm(包括椅垫厚度50mm)
- 升降高度: 550-750mm 可任意调节(电动)
- 头枕调节角度: 前35°后45°(手动)
- 椅背与腿板在正常位置上可调整为180°前后的躺姿。(电动)
- 根据用户要求座面可左右倾斜20°

The BDOP502A multi-function electric bed is maternity childbirth, gynecological examination, diagnosis, surgery, emergency caesarean section and general gynecologic surgery, including multi-purpose operating table.

The product is free to choose head off position, sitting, suitable for a variety of position childbirth.

The rise and fall of the product before and after the tilt, back upper and lower folded by hand-manipulation of micro-control devices.

Hidden inside the baby-assisted units. Out of admission is extremely convenient, dose not occupy space.

BDOP502A型电动多功能产床, 是妇产科分娩, 妇科检查, 诊断, 紧急手术, 紧急剖腹产及一般妇科手术在内的多功能手术床。该产品可随意选择仰姿, 坐姿, 适合各种体位分娩。

该产品的升降, 前后倾斜, 背板上折和下折均由手持式微型操控器操作。内设隐藏式爱婴辅助台, 抽出收纳极为方便, 降低此产品的使用空间。

主要参数:

- 台面长度:1950mm(包括辅助平台长600mm);
- 台面宽度:950mm(包括臂宽300mm);
- 台面高度调节最小:700mm;
- 台面高度调节最大:950mm;
- 前后角度:前倾25°, 后倾10°
- 背板:70°

Technical parameters:

- Length of bed:1950mm(including auxiliary platform length 600mm);
- Width of bed:950mm(including the arm width 300m);
- Minimum height of bed:700mm;
- The maximum height of bed:950mm;
- The angle of front and back: forward 25°, backward 10°;
- Back to the point:70°

BDOP502B

Electric multi-purpose operating table 电动妇产科综合手术床



BDOP502B electric multi-function products disease one bed. It is maternity childbirth, gynecological examination and diagnostic care, emergency caesarean section and general gynecologic surgery, including multi-purpose operating table. The product is free to choose head off position, sitting, suitable for a variety of gynecological position childbirth. The rise and fall of the product, before and after the tilt, back upper and lower folded by hand-manipulation of micro-control devices. Set detachable baby-assisted units, the use of safe and convenient, not accounting for space.

Technical parameters:

- The length of bed: 1950mm (including auxiliary platform length 600mm);
- The width of bed: 650mm;
- The minimum height of bed: 700mm;
- The maximum height of bed: 950mm;
- The angle of bed: forward 70° & backward 10°;
- The back to point: 70°

BDOP502B电动产床,主要适用于医院妇产科,泌尿科,具有妇产、分娩,检查诊断,以及手术等多种功能。

特点:

操作方便,灵活,是一台全电动综合性产床。
触摸式操作器,直流电机安全电压控制,低噪音,性能稳定可靠。
隐藏式辅助台,设计合理,随时可收纳和牵出,并有定位装置。

主要参数:

- 台面长度: 1950mm (包括辅助平台长 600mm);
- 台面宽度: 650mm;
- 台面高度调节最小: 700mm;
- 台面高度调节最大: 950mm;
- 台面角度: 前倾70°, 后倾10°;
- 背板: 70°

MDK-C12A

Obstetric Bed 普通产床



The obstetric bed is suitable for typical operations such as parturient delivery, prenatal examination, operative abortion and gynecological examination.

Features:

The main and auxiliary tables can be separated and also joined up. The auxiliary table is provided with truckles and braking device. Various actions of main bed are adjusted by gear and of auxiliary bed are adjusted by ratchet. With various complete accessories. The bed body and bed surfac both adopt high 304 stainless steel.

Technical parameters:

- Size: L1900*W600*H750mm
- Leg section lowered from the horizontal: Up≥30° Down≥30°
- Head section raised from the horizontal: ≥50°
- Head section lowered from the horizontal: ≥15°

MDK-C12A型产床适用于产妇产分娩、产前检查、人流手术、妇科检查等一般手术。

尺寸: 长1900*宽600*高750mm

特点:

主床和副床单独分开,也可连为一体,副床配有脚轮并有刹车装置。
主床为齿轮调节各种动作,副床为棘齿调节。

附件:

支肩架一付、搁臂架一付、托腿架一付、屏风架一个、拉手杆一付、蹬脚板一付。

BDEC01

Luxurious Cart for Hand-over of Patients 手术对接车



Features:

The main construction of the cart is shaped by once die-casting of fine aluminum alloy. The guideways for linking two small separate carts are made of quality aluminum alloy of high strength and thus enable the bed to move steadily and reliably. Two separate small carts can be raised and lowered for adjustment. Only when the two small carts are adjusted to the same level, the bed rest can be slid smoothly. As the bed slides to any separate cart, it can be automatically locked and equipped with safety device. An advanced centrally controlled brake system is used for both separate small carts in order to make them smoother and more stable when linking up and running. The hand-over cart reaches international advanced level in the performance and design and can prevent cross infection so as to satisfy the needs of operation rooms in various hospitals, for which it is an ideal choice.

Technical parameters:

- Size: 3650*640*640/970mm
- Full length: 3650mm
- Full width: 640mm
- Bed base height range: Maximum height: 970mm & Minimum height: 640mm
- Bed base angle position adjustable: Back section panel: 0~75°
- Diameter of centrally silent and castor: 150mm

Standard accessories:

I.V. Pole & Shock proof system fifth wheel & PP side rail & PP bed base & Mattress

性能简介:

对接车主要结构采用优质铝材一次压铸成型。对接轨道采用高强度铝合金型材在床面运动过程中更平稳可靠。两单体车可升降调节,达到同一水平,使床架可稳定滑移。床架滑移至某一单体上可自动锁紧,并设有保险装置。两单车均采用先进的中控刹车系统,在运动对接时更稳定可靠。对接车性能结构达到国际先进水平,能满足各医院手术室的需求,达到防止交叉感染的目的,是手术室理想的选择。

技术参数:

- 尺寸: 3650*640*640/970mm
- 全长: 3650mm
- 全宽: 640mm
- 床高范围: 最高: 970mm 最低: 640mm
- 床板位置调节: 背板: 0~75°
- 中控静音轮直径: 150mm

标配:

输液架、新型减震式导向系统、PP护栏、PP床面、床垫

BDEC02

Luxurious Manual Stretcher Cart

手摇抢救推车



Features:

- The international advanced centrally controlled brake system is applied to the cart and therefore stable and reliable. The cart surface is of separate structure with the back rest section supported by the imported pneumatic spring. Thus the cart is operated easily and simply.
- The cart frame is made of quality quality coated steel plate. Cart surface and side rails are shaped by once injection molding of PP engineering plastics.

Technical parameters:

- Size: 1930*640*500/900mm
- Full length: 1930mm
- Full width: 640mm
- Bed base height range: Maximum height: 900mm & Minimum height: 500mm
- Bed base angle position adjustable: Back section panel: 0~75°
- Maximum safe load: 250KG
- Diameter of centrally silent castor: 150mm

Standard accessories:

I.V.Pole & Shock proof system fifth wheel & PP side rail & PP bed base & CPR
Carton size: 1970*710*630mm/1pc

Optional accessory:

Mattress

性能简介:

该车采用国际先进的中控制车系统，稳定、可靠，车面为分体结构，上体采用进口汽簧作支撑力源，操作简易、方便。框架采用优质彩钢，车面及护栏采用PP工程塑料一次注塑成型。

技术参数:

- 尺寸：1930*640*500/900mm
- 全长：1930mm
- 全宽：640mm
- 床高范围：最高：900mm 最低：500mm
- 床板位置调节：背板：0~75°
- 最大承重：250KG
- 中控静音轮直径：150mm

标配:

输液架、新型减震式导向系统、PP护栏、PP床面、“心肺复苏位”快速释放把手

选配:

床垫

BDEC03

Luxurious Hydraulic rise-and-Fall Stretcher Cart 液压抢救推车



Features:

The international advanced centrally controlled brake system is applied to the cart and 200 dustproof castors make the cart move steadily, reliably and lightly. The cart can be raised and lowered, tilted forward and backward to meet the requirements of the medical personnel. The cart surface is of separate structure with the back rest section supported by the imported pneumatic spring. Thus the cart is operated easily and simply. The cart is made of imported PP material. The imported hydraulic rise-and-fall system is used for it.

Technical parameters:

- Size: 1930*700*630/930mm
- Full length: 1930mm
- Full width: 700mm
- Bed base height range: Maximum height: 930mm & Minimum height: 630mm
- Bed base angle position adjustable
- Back section panel: 0~75° Trendelenburg: 0~15° Anti-trendelenburg: 0~15°
- Maximum safe load: 250KG
- Diameter of centrally control silent and dustproof castor: 200mm

Standard accessories:

I.V.Pole & Shock proof system fifth wheel & PP side rail & PP bed base & CPR & Hydraulic control panel & Two separate hydraulic pump
Carton size: 1970*710*630mm/1pc

Optional accessory:

Mattress

性能简介:

该车采用国际先进的中控制车系统，200防尘脚轮使平车运动稳定、可靠、轻巧。根据医护人员的需要可作升降、前倾、后倾体位变化。车面为分体结构，上体采用进口汽簧作支撑力源，操作简易、方便。平车采用进口PP材料，进口液压升降系统制造。

技术参数:

- 尺寸：1930*700*630/930mm
- 全长：1930mm 全宽：700mm
- 床高范围：最高：930mm 最低：630mm
- 床板位置调节 背板：0~75°
- 整床向前倾斜：0~15° 整床向后倾斜：0~15°
- 最大承重：250KG
- 中控静音防尘脚轮直径：200mm

标配:

输液架、新型减震式导向系统、PP护栏、PP床面、“心肺复苏位”快速释放把手、液压控制踏板、两个独立液压泵

选配:

床垫

BDEC04

Luxurious Hydraulic rise-and-Fall Stretcher Cart

液压抢救推车



Features:

The international advanced centrally controlled brake system is applied to the cart and 200 dustproof castors make the cart move steadily, reliably and lightly. The bed can be raised and lowered, tilted forward and backward which is controlled by the treadle lying on two sides of the bed. The bottom cover is made of PP material and shaped by once injection that can be easily cleaned. The cart surface is of separate structure and the upper part is supported by the imported large hydraulic pole to make the bed never sway. It is completed with infusion stand, drainage hook and collapsible aluminum alloy side rails. It is the best choice for emergency room, ICU, ICU bed and emergency bed for transferring patient. The bed is made of galvanized steel tube and surface coated by electrostatic spray. The back board is made of American electrotyped board with X-ray cassette. It is equipped with the imported double hydraulic rise-and-fall system.

Technical parameters:

- Size: 2120*800*610/930mm
- Full length: 2120mm
- Full width: 800mm
- Bed base height range: Maximum height: 930mm & Minimum height: 610mm
- Bed base angle position adjustable
- Back section panel: 0~75°
- Leg section panel: 0~45°
- Trendelenburg: 0~15°
- Anti-trendelenburg: 0~15°
- Maximum safe load: 250KG
- Diameter of centrally control silent and dustproof castor: 200mm

Standard accessories:

I.V. Pole & Shock proof system fifth wheel & Aluminum alloy side rail & Bed base may X-ray (Electric panel made in America) & CPR & Hydraulic control panel & Two separate hydraulic pump
Carton size: 1970*710*630mm/1pc

Optional accessory: Mattress

性能简介:

该车采用国际先进的中控刹车系统，Φ200防尘脚轮使平车运动稳定、可靠、轻巧。床身升降、倾斜及反倾斜由床体两侧踏板操作，使用方便；床头尾设有中央控制刹车踏板；底罩采用PP材质一体成型，方便清理。车面为分体结构，上体采用大型液压杆支撑梁柱设计，床身不会摇晃。配铝合金全倒式护栏、输液架、引流挂钩。是急诊室、ICU、病房据推运病人及当急诊床、ICU床的最佳选择。

床身镀锌钢管制成，外表粉体喷涂，床背板可透X光材质（美国制电木板）。

技术参数:

- 尺寸：2120*800*610/930mm
- 全长：2120mm
- 全宽：800mm
- 床高范围：最高：930mm 最低：610mm
- 床板位置调节 ● 背板：0~75° ● 腿板：0~45°
- 整床向前倾斜：0~15° ● 整床向后倾斜：0~15°
- 最大承重：250KG
- 中控静音防尘脚轮直径：200mm

标配:

输液架、新型减震式导向系统、铝合金护栏、床背板可透X光（美国制电木板）、“心肺复苏位”快速释放把手、液压控制踏板、两个独立液压泵

选配: 床垫

BDEC05

Luxurious Hydraulic rise-and-Fall Stretcher Cart

液压抢救推车



Features:

The bed is made of galvanized steel tube and surface coated by electrostatic spray. It is equipped with the imported Single hydraulic rise-and-fall system.

Technical parameters:

- Size: 2120*800*610/930mm
- Full length: 2120mm & Full width: 800mm
- Bed base height range: Maximum height: 930mm & Minimum height: 630mm
- Bed base angle position adjustable
- Back section panel: 0~75° & Leg section panel: 0~45°
- Trendelenburg: 0~15° & Anti-trendelenburg: 0~15°
- Maximum safe load: 250KG
- Diameter of centrally control silent and dustproof castor: 200mm

Standard accessories:

I.V. Pole & Shock proof system fifth wheel & Aluminum alloy side rail & Hydraulic control panel
Carton size: 1970*710*630mm/1pc

Optional accessory:

Mattress

性能简介:

该车采用国际先进的中控刹车系统，Φ200防尘脚轮使平车运动稳定、可靠、轻巧。床身升降、倾斜及反倾斜由床体两侧踏板操作，使用方便；床头尾设有中央控制刹车踏板；底罩采用PP材质一体成型，方便清理。车面为分体结构，上体采用大型液压杆支撑梁柱设计，床身不会摇晃。配铝合金全倒式护栏、输液架、引流挂钩。是急诊室、ICU、病房据推运病人及当急诊床、ICU床的最佳选择。

床身镀锌钢管制成，外表粉体喷涂。

技术参数:

- 尺寸：2120*800*610/930mm
- 全长：2120mm ● 全宽：800mm
- 床高范围：最高：930mm 最低：610mm
- 床板位置调节 ● 背板：0~75° ● 腿板：0~45°
- 整床向前倾斜：0~15° ● 整床向后倾斜：0~15°
- 最大承重：250KG
- 中控静音防尘脚轮直径：200mm

标配:

输液架、新型减震式导向系统、铝合金护栏、床背板可透X光（美国制电木板）、“心肺复苏位”快速释放把手、液压控制踏板。

选配: 床垫

BDEC06

Multifunctional adjustable Stretcher Cart by Manual Crank 多功能转动推车



Product Description:

Applicable Department: Emergency room / Gastroscopy room / Operation room

Product Parameters

- Size: length 1930* Width 645mm
- Range of motion: Back lift 0~70°
- High-low: 510-850mm
- Main material
- Bed board: Integrated molding of PP resin.
- Frame: Aluminum alloy pressing and high quality steel.
- Mattress: Surface material: polyester
- Inner core material: polyurethane foam
- Diameter of Caster: Double sided casters with central lock 150mm
- Safe working load: 170kg
- Carton size: 2000*710*650mm/1pc

Optional Accessory:

Using gas spring to Stepless lift Oxygen bottle holder: When standby, put it under the backboard, easy and safe. Oxygen capacity 500 liters (Diameter 105-115mm)

Side rails can be fixed at a horizontal position for drip and puncture loading capacity 10kg. Concave design can prevent catheter slide.

Base cover has two sections of different size and depth, multiple leaking holes, easy to use and clean, loading capacity 10kg.

Double sided silent casters with central lock.

Functional Presentation of bed body.

Movable mattress: Using high tech waterproof fabric and electro-static prevention, Washable and easy clean, design of three sections, only one person can transfer the patient.

Double locks of side rails: double lock on the foot side, prevent wrong operation, more safe.

Fifth Wheel: The conversion of stretcher cart is easily realized between "straight" and "free" by operating the lever. easier to control the direction with "straight". How to move patient from bed to stretcher cart by one nurse.

产品描述:

该车采用国际先进的中控制车系统,防尘脚轮使平车运动稳定、可靠、轻巧。床身升降、倾斜及反倾斜由床体两侧踏板操作,使用方便;床头尾设有中央控制刹车踏板;底罩采用PP材质一体成型,方便清理。车面为分体结构,上体采用大型液压杆支撑梁柱设计,床身不会摇晃。配铝合金全倒式护栏、输液架、引流挂钩。是急诊室、ICU、ICU病床及急诊床的最佳选择。

操作控制手柄来控制静音气弹簧,实现背板无极升降;氧气瓶收储架备用时,收纳到背板下面,方便,安全。氧气瓶容量500L;

转动式PP护栏可水平放置,易于点滴架穿刺,承重为10kg,凹形设计,可固定导管,防滑作用。护栏安全锁脚侧设有安全锁,防止误操作,安全性更高。

托盘分大小、深浅不同的两部分,设有多个漏水孔,使用方便,易清洁,承重为10kg。

直径150mm,树脂脚轮,推车四角都有中控锁踏板。

转动床垫,采用高科技防水、防静电面料,可水洗、易清洁。整体设计3段式构造,只需要一人操作即可转运病人。

中心第五轮,通过操作杆,可灵活实现推车在“直行”和“自由”状态之间的切换。直行更容易控制方向。

技术参数:

- 尺寸: 1930*645*510/850mm
- 全长: 193mm
- 全宽: 645mm
- 床高范围: 最高850mm 最低: 510mm
- 床板位置调节: 背板: 0-75°
- 最大称重: 170kg
- 中控静音防尘脚轮直径: 150mm

标配:

转运床垫、PP护栏、中控双面脚轮、中控锁、中心第五轮、托盘、氧气瓶收储架、调节手柄、输液杆

BDEC07

Multifunctional Hydraulic rise-and fall Stretcher Cart 液压抢救推车



Product Description:

Applicable Department: Emergency room / Gastroscopy room / Operation room

Product Parameters

- Size: 2160*760*560/890mm
- Full length: 2160mm
- Full width: 760mm
- Bed base height range: Max.height: 890mm & Min.height: 560mm
- Bed base angle position adjustable: Back section panel: 0-75°
- Leg section panel: 0-45°
- Trendelenburg: 0-18°
- Anti-trendelenburg: -0-18°
- Max safe load: 220KG
- Diameter of centrally control silent and dust-proof castor: 200mm.
- Using hydraulic cylinder and high-low hand crank and Self-pull rod and gas spring to lift.
- The conversion of stretcher cart is easily realized between "straight" and "free" by operating the lever. easier to control the direction with "straight".
- Double locks of side rails: double lock on the foot side, prevent wrong operation, more safe.
- Rotating side rails: Side rails can be fixed at a horizontal position for drip and puncture. Loading capacity 10kg. Concave design can prevent catheter slide

Optional Accessory:

I.V.Pole
Shock proof system fifth wheel
PP Side rail
PP bed base
CPR
Hydraulic control panel
Two separate hydraulic pump

产品描述:

该车采用国际先进的中控制车系统,防尘脚轮使平车运动稳定、可靠、轻巧。根据医护人员的需要可作升降、前倾、后倾体位变化。车面为分体结构,上体采用进口汽簧作为支撑力源,操作简易、方便。

平车采用进口PP材料,进口液压升降系统制造。

操作控制手柄来控制静音气弹簧,实现背板无极升降;氧气瓶收储架备用时,收纳到背板下面,方便,安全。氧气瓶容量500L;转动式PP护栏可水平放置,易于点滴架穿刺,承重为10kg,凹形设计,可固定导管,防滑作用。护栏安全锁脚侧设有安全锁,防止误操作,安全性更高。

托盘分大小、深浅不同的两部分,设有多个漏水孔,使用方便,易清洁,承重为10kg。

直径150mm,树脂脚轮,推车四角都有中控锁踏板。

转动床垫,采用高科技防水、防静电面料,可水洗、易清洁。整体设计3段式构造,只需要一人操作即可转运病人。

中心第五轮,通过操作杆,可灵活实现推车在“直行”和“自由”状态之间的切换。直行更容易控制方向。

推行把手采用前方P型,后方U型的时尚造型。符合人体工学设计,方便推行。

技术参数:

- 尺寸: 2160*760*560/890mm
- 全长: 2160mm
- 全宽: 760mm
- 床高范围: 最高890mm 最低: 560mm
- 床板位置调节: 背板: 0-75°
- 腿板: 0-45°
- 整体向前倾斜: 0-18°
- 整体向后倾斜: 0-18°
- 最大称重: 220kg
- 中控静音防尘脚轮直径: 200mm

可选配置:

输液架、新型减震式导向系统、PP护栏、PP床面、液压控制踏板、两个独立液压泵

MDK-C101

Examination Couch 检查床



Specification:

- Size: L1900*W600*H710mm
- Thickness of mattress: 50mm

Features:

- High grade stainless steel frame
- Cushioned with foam mattress & leather covered & waterproof
- Carton size: 1950*650*300mm/1pc

规格:

- 尺寸: 长1900*宽600*高710mm
- 床垫厚度: 50mm

特征:

- 不锈钢床体
- 全海绵皮革防水床垫

MDK-C102

Electric Examination Couch 检查床(电动型)



Specification:

- Size: L1900*W600*H460-750mm
- Thickness of mattress: 50mm

Features:

- High grade mild steel frame coated
- Cushioned with foam mattress & leather covered & waterproof
- Height adjustable by electric motor
- Carton size: 1950*650*500mm/1pc

规格:

- 尺寸: 长1900*宽600*高460-750mm
- 床垫厚度: 50mm

特征:

- 金属碳钢喷涂床体
- 全海绵皮革防水床垫
- 床体高度可通过电机调节: 460-750mm

MDK-C103(I)

Electric Examination Couch 检查床(电动型)



Specification:

- Size: L1900*W600*H460-750mm
- Thickness of mattress: 50mm

Features:

- High grade mild steel frame coated
- Cushioned with foam mattress & leather covered & waterproof
- Backrest adjustable by Gas Spring: 0-70°
- Height adjustable by electric motor: L460-H750mm
- Pedal control & Silent castor
- Carton size: 1950*650*500mm/1pc

规格:

- 尺寸: 长1900*宽600*高460-750mm
- 床垫厚度: 50mm

特征:

- 金属碳钢喷涂床体
- 全海绵皮革防水床垫
- 床背板采用气弹簧调节上折: 0-70°
- 床体高度可通过电机调节: 低460-高750mm
- 脚踏式控制开关, 静音脚轮

MDK-C103(II)

Examination Couch 检查床



Specification:

- Size: L1900*W600*H460-750mm
- Thickness of mattress: 50mm

Features:

- High grade mild steel frame coated
- Cushioned with foam mattress & leather covered & waterproof
- Leg holder adjustable & Arm board adjustable
- Backrest adjustable by electric motor: 0-70°
- Height adjustable by electric motor: L460-H750mm
- Handset control & Silent castor
- Carton size: 1950*650*500mm/1pc

规格:

- 尺寸: 长1900*宽600*高460-750mm
- 床垫厚度: 50mm

特征:

- 金属碳钢喷涂床体
- 全海绵皮革防水床垫
- 可调节脚托, 可调节手托
- 床背板采用电机调节: 0-70°
- 床体高度采用电机调节: 低460-高750mm
- 手持控制器, 静音脚轮

MDK-C104(I)

Examination Couch 检查床



Specification:

- Size: L1900*W600*H710mm
- Thickness of mattress: 50mm

Features:

- High grade mild steel frame coated
- Cushioned with foam mattress & leather covered & waterproof
- Backrest adjustable by double ratchet mechanism: 0-70°
- Carton size: 1950*650*330mm/2pcs

规格:

- 尺寸: 长1900*宽600*高710mm
- 床垫厚度: 50mm

特征:

- 金属碳钢喷涂床体
- 全海绵皮革防水床垫
- 床背板采用双棘齿条调节上折: 0-75°

MDK-C104(II)

Examination Couch 检查床



Specification:

- Size: L1900*W600*H710mm
- Thickness of mattress: 50mm

Features:

- High grade mild steel frame coated
- Cushioned with foam mattress & leather covered & waterproof
- Backrest adjustable by manual crank: 0-70°
- Carton size: 1950*650*330mm/2pcs

规格:

- 尺寸: 长1900*宽600*高710mm
- 床垫厚度: 50mm

特征:

- 金属碳钢喷涂床体
- 全海绵皮革防水床垫
- 床背板采用手摇杆调节上折: 0-75°

MDK-C105

Gynecological Couch 妇检床



Specification:

● Size: L1800*W600*H800mm

● Thickness of mattress: 50mm

Features:

- Whole stainless steel frame
- Cushioned with foam mattress & leather covered & waterproof
- Leg holder adjustable & S.S basin
- Back-rest adjustable by double ratchet mechanism: 0-70°
- Knee-rest downwards: 0-90°
- Carton size: 1050*770*250mm/1pc

规格:

- 尺寸: 长1800*宽600*高800mm
- 床垫厚度: 50mm

特征:

- 优质不锈钢床体
- 全海绵皮革防水床垫
- 可调节脚托, 可调节不锈钢盆
- 床背板采用双棘齿条上折: 0-70°
- 床腿板采用双棘齿条下折: 0-90°

MDK-C106(I)

Electric Examination Couch 检查床(电动型)



Specification:

● Size: L1900*W600*H460-750mm

● Thickness of mattress: 50mm

Features:

- High grade mild steel frame coated
- Cushioned with foam mattress & leather covered & waterproof
- Back-rest adjustable by Gas Spring: 0-70°
- Knee-rest downwards by Gas Spring: 0-45°
- Height adjustable by electric motor: L460-H750mm
- Pedal control & Silent castor
- Carton size: 1950*650*500mm/1pc

规格:

- 尺寸: 长1900*宽600*高460-750mm
- 床垫厚度: 50mm

特征:

- 金属碳钢喷涂床体
- 全海绵皮革防水床垫
- 床背板采用气弹簧上折: 0-70°
- 床腿板采用气弹簧下折: 0-45°
- 床体高度可通过电机调节: 低460-高750mm
- 脚踏式控制开关, 静音脚轮

MDK-C106(II)

Electric Examination Couch 检查床(电动型)



Specification:

● Size: L1900*W600*H460-750mm

● Thickness of mattress: 50mm

Features:

- High grade mild steel frame coated
- Cushioned with foam mattress & leather covered & waterproof
- Leg holder adjustable & Arm board adjustable
- Back-rest adjustable by electric motor: 0-70°
- Knee-rest downwards by electric motor: 0-45°
- Height adjustable by electric motor: L460-H750mm
- Handset control & Silent castor
- Carton size: 1950*650*500mm/1pc

规格:

- 尺寸: 长1900*宽600*高460-750mm
- 床垫厚度: 50mm

特征:

- 金属碳钢喷涂床体
- 全海绵皮革防水床垫
- 可调节脚托, 可调节手托
- 床背板采用电机上折: 0-70°
- 床腿板采用电机下折: 0-45°
- 床体高度采用电机调节: 低460-高750mm
- 手持控制器, 静音脚轮

MDK-C107

Electric examination couch (Dialysis Chair) 透析椅(电动型)



Specification:

● Size: L1900*W560*H800mm

● Thickness of mattress: 50mm

Features:

- High grade mild steel frame coated
- Cushioned with foam mattress & leather covered & waterproof
- Arm board adjustable & I.V. Stand
- Back-rest adjustable by electric motor: 0-70°
- Knee-rest downwards by electric motor: 0-45°
- Trendeleburg / Reverse Trendeleburg: 12°
- Handset control & Silent castorb & motor 2pcs
- Safe working load: 200kg
- Carton size: 1950*650*850mm/1pc

规格:

- 尺寸: 长1900*宽600*高460-750mm
- 床垫厚度: 50mm

特征:

- 金属碳钢喷涂床体
- 全海绵皮革防水床垫
- 可调节脚托, 可调节手托
- 床背板采用电机上折: 0-70°
- 床腿板采用电机下折: 0-45°
- 手持控制器, 静音脚轮

MDK-C108

Electric examination couch (Dialysis Chair) 透析椅(电动型)



Specification:

● Size: L1900*W920*H1350-1640mm

● Thickness of mattress: 60mm

Features:

- High grade mild steel frame coated
- Cushioned with foam mattress & leather covered & waterproof
- Arm board adjustable & I.V. Stand
- Back-rest adjustable by electric motor: 0-80°
- Knee-rest downwards by electric motor: 0-45°
- Height adjustable by electric motor: L1350-H1460mm
- Trendeleburg / Reverse Trendeleburg: 12°
- Handset control & Silent castorb & motor 2pcs
- Safe working load: 200kg
- Carton size: 1950*950*800mm/1pc
- Optional accessory: CPR & Weight system

规格:

- 尺寸: 长1900*宽920*高1350-1460mm
- 床垫厚度: 60mm

特征:

- 金属碳钢喷涂床体
- 全海绵皮革防水床垫
- 可调节手托, 输液杆
- 床背板采用电机上折: 0-80°
- 床腿板采用电机下折: 0-45°
- 床体高度采用电机调节: 低1350-高1460mm
- 床体前后倾斜: 12°
- 手持控制器, 静音脚轮
- 选配装置: CPR功能 / 称重系统

BDB01

Children bed 儿童床



Specification:

- L1850*W750*H550mm

Standard Accessory:

- Steel coated head/foot board
- Collapsible steel coated guardrails
- Integrated stamping frame and mattress base are made of steel epoxy
- Heavy duty caster with brakes 5"
- Manual crank system 1set

Optional accessory:

- Mattress & bedside cabinet & I.V.Pole & Drainage hook with PU cover

规格:

- L1850*W750*H550mm

标配:

- 可拆卸式金属喷塑床头床尾板
- 可折叠式金属喷塑护栏
- 床体床面钢制磷化处理喷塑
- 可调解式点滴架1支,沾塑型尿袋钩
- 5寸装饰盖刹车轮
- 摇杆系统1套

选配:

- 床垫, 床头柜, 可调解式点滴架, 沾塑型尿袋钩

BDB02

Children bed 儿童床



Specification:

- L1850*W750*H550mm

Standard Accessory:

- SSteel coated head/foot board
- Collapsible steel coated guardrails
- Integrated stamping frame and mattress base are made of steel epoxy
- Heavy duty caster with brakes 5"
- Manual crank system 2set

Optional accessory:

- Mattress & bedside cabinet & I.V.Pole & Drainage hook with PU cover

规格:

- L1850*W750*H550mm

标配:

- 可拆卸式金属喷塑床头床尾板
- 可折叠式金属喷塑护栏
- 床体床面钢制磷化处理喷塑
- 5寸装饰盖刹车轮
- 摇杆系统2套

选配:

- 床垫, 床头柜, 可调解式点滴架, 沾塑型尿袋钩

BDB03

Baby bed 婴儿床



Specification:

- L820*W460*H750/1000mm
- Material: full stainless steel with transparent GRP and castor
- Optional accessory: Mattress

BDB04

Baby bed 婴儿床



Specification:

- L820*W460*H650/900mm
- Material: full stainless steel with transparent GRP and castor
- Optional accessory: Mattress

BDB05

Baby bed 婴儿床



Specification:

- L730*W410*H610mm
- Material: full stainless steel with transparent GRP and castor
- Optional accessory: Mattress

BDB06

Baby bed 婴儿床



Specification:

- L820*W460*H650/900mm
- Material: full stainless steel with transparent GRP and castor
- Optional accessory: Mattress

BDB07

Children bed 儿童床



Specification:

- L1080*W420*H780mm

Standard Accessory:

- Steel epoxy with transparent GRP and castor
- Transparent and hi-inyensity baby basin, make the appearance of the wahole cart to be Beaufitul,decent and practical.The trensenburge can also be adjusted by the gas spring system;
- Heavy duty caster with brakes 3"

Carton size:

- 905*535*845mm/1pc

Optional accessory:

- Mattress & bedside cabinet

规格:

- L1080*W420*H780mm

标配:

- 金属喷塑床架配亚克力透明婴儿盆
- 气弹簧调节婴儿盆前后倾斜0~15°
- 3寸装饰盖刹车车轮

选配:

- 床垫, 床头柜

BDB09

Children bed 输液床(仅限儿童使用)



规格:

- 外形尺寸:长1300*宽550*高500mm
- 床面尺寸:长1200*宽450mm

详细说明:

- 床框及床脚:采用50*50*1.5mm不锈钢方管制作;
- 床脚使用优质ABS塑料脚套,耐酸、耐腐蚀、防滑。
- 床面:采用1.0mm优质冷板和25*25*1.2的普钢方管制作、一次性拉伸床面、表面喷灰白色的塑粉。
- 挡板:床头、床尾板及侧面挡板采用高密度的蓝色双面复合板制作、两角采用倒圆弧处理、安装时采用螺栓连接。
- 护栏:护栏采用Φ5*1.2的优质不锈钢圆管制作。
- 床垫:采用海南优质椰棕和曲靖高密度海绵制作,厚度为100mm;
- 输液杆:采用优质不锈钢圆管和不锈钢筋一次性焊接而成、可根据患者的需求来调整输液杆的高度。
- 注:此产品仅限国内市场使用。

BDB08

Children bed 儿童床



Specification:

- L1080*W420*H780-980mm

Standard Accessory:

- Steel epoxy with transparent GRP and castor
- Aluminium column, transparentent and hi-inyensity baby basin, make the appearance of the wahole cart to be Beaufitul,decent and practical.The trensenburge can also be adjusted by the gas spring system;
- Heavy duty caster with brakes 3"

Optional Color:

- Green & Blue & Pink

Carton size:

- 905*535*845mm/1pc

Optional accessory:

- Mattress & bedside cabinet

规格:

- L1080*W420*H780-980mm

标配:

- 金属喷塑床架配亚克力透明婴儿盆
- 纯铝合金立柱
- 气控升降装置可以调节床体高度,方便母婴交流
- 气弹簧调节婴儿盆前后倾斜0~15°
- 高低调节:780-980mm
- 3寸装饰盖刹车车轮

颜色效果选择:

- 绿色, 蓝色, 粉色

选配:

- 床垫, 床头柜

BDB10

Children bed 儿童床



Specification:

- L1850*W750*H550mm

Standard Accessory:

- Steel coated head/foot board
- Collapsible steel coated guardrails
- Integrated stamping frame and mattress base are made of steel epoxy
- Heavy duty caster with brakes 5"
- Manual crank system 2set

Optional accessory:

- Mattress & bedside cabinet & I.V.Pole & Drainage hook with PU cover

规格:

- L1850*W750*H550mm

标配:

- 可拆卸式金属喷塑床头床尾板
- 可折叠式金属喷塑护栏
- 床体床面钢制磷化处理喷塑
- 5寸装饰盖刹车车轮
- 摇杆系统2套

选配:

- 床垫, 床头柜, 可调解式点滴架, 沾塑型尿袋钩

铝合金折叠担架

BDST101 Aluminum Alloy Foldaway Stretcher



Technical parameters:

- Product Size (L*W*H) : 1850*520*240 mm
- Folding Size (L*W*H) : 925*500*90 mm
- Packing Size: 960*530*90mm
- N.W.: 6kg
- G.W.: 13kg
- Load Bearing: ≤159kg

铝合金折叠担架

BDST101-A Aluminum Alloy Foldaway Stretcher(Two parts)



Technical parameters:

- Product Size (L*W*H) : 1850*500*240 mm
- Folding Size (L*W*H) : 925*500*110 mm
- G.W.: 8kg
- Carton size:960*120*540mm
- Load Bearing: ≤159kg

铝合金折叠担架

BDST101B Aluminum Alloy Foldaway Stretcher(Four parts)



Technical parameters:

- Product Size (L*W*H) : 1850*500*240 mm
- Folding Size (L*W*H) : 925*500*110 mm
- G.W.: 8kg
- Carton size:960*120*540mm
- Load Bearing: ≤159kg

铝合金折叠担架

BDST101-C Aluminum Alloy Foldaway Stretcher(Two parts)



Technical parameters:

- Product Size (L*W*H) : 1850*500*30mm
- Folding Size (L*W*H) : 925*500*70mm
- Packing Size: 960*540*160mm
- G.W.: 5.1kg
- Load Bearing: ≤159kg

铝合金折叠担架

BDST107 Aluminum Alloy Foldaway Stretcher(Four parts)



Technical parameters:

- Product Size (L*W*H) : 1850*500*30mm
- Folding Size (L*W*H) : 925*500*70 mm
- Packing Size: 960*540*160 mm
- G.W.: 7.6kg
- Load Bearing: ≤159kg

铝合金折叠担架

BDST109 Aluminum Alloy Foldaway Stretcher(Two parts)




Technical parameters:

- Product Size (L*W*H) : 2080*545*130 mm
- Folding Size (L*W*H) : 1040*170*90 mm
- Packing Size: 1080*180*185mm
- G.W.: 5.3kg
- Load Bearing: ≤159kg

铝合金折叠担架

BDST109-A Aluminum Alloy Foldaway Stretcher(Four parts)



Technical parameters (four parts):

- Product Size (L*W*H) : 2140*545*120 mm
- Folding Size (L*W*H) : 210*140*580 mm
- Packing Size: 300*170*670mm
- G.W.: 6.6kg
- Load Bearing: ≤159kg

篮式担架(PE)

BDST110 PE Basket Stretcher



Technical features:

The stretcher is made with an eye on a very wide range of special emergency situations, such as in the mountains, air and at sea. It is sturdy and flexible to use, it is quick reliable fittings enable first-aid person to operate it rapidly and safe. With its special sling equipment, the stretcher is ideal for lifting and transport by helicopter. It has an adjustable feet-securing mechanism, four safety bells and a mattress. All the materials used are non-toxic, non-polluting, fire-proof, wear-resistant and anti-corrosion.

Technical parameters:

- Product size: 2180*620*180mm
- Net weight:18kg
- Load limit:280kg
- Carton size:2220*670*230mm

技术特点:

此篮式担架的构造着眼于急救的特殊性,如崎岖的山丘、空中或海上救援。框架坚固耐用,简便可靠的装置让操作人员能够安全快捷的采取急救措施。悬钩能与飞机上挂钩连接,实现野外救援。担架配有可调节的脚部安全机械装置,安全带等。材质采用无毒无污染释放的PE材料,具有防火和耐磨损和防腐蚀的功能。

BDST201 救护车担架
Aluminum Alloy Stretcher for Ambulance



Technical parameters:

- Product Size (L*W*H): 1900*550*500 mm
- Packing Size: 1950*600*350mm
- Maximum Angle of the Back: 60°
- Distance between front and rear wheel: 132mm
- G.W.: 30kg
- Load Bearing: ≤159kg

BDST202 救护车担架
Aluminum Alloy Stretcher for Ambulance



Technical parameters:

- Size (L*W*H): 1900*550*920 mm
- High position: 1900*550*260 mm
- Low position: 1900*550*260 mm
- Maximum Angle of the Back: 60°
- Packing Size: 1950*620*280mm
- G.W.: 43kg
- Load Bearing: ≤159kg

BDST203 救护车担架
Aluminum Alloy Stretcher for Ambulance



Technical parameters:

- Size (L*W*H): 1900*550*920 mm
- High position: 1900*550*260 mm
- Low position: 1900*550*260 mm
- Maximum Angle of the Back: 60°
- Packing Size: 1950*620*280mm
- G.W.: 43kg
- Load Bearing: ≤159kg

BDST205 Aluminum Alloy Ambulance Stretcher 救护车担架(铝合金)



技术特点:

- 上车部位有两个轮子,高度可三档调节,适合不同高度的车厢。
- 防水海绵垫,头部可调节,使病人舒适。
- 配有自动保险锁,上车时可以自动打开。
- 折腿机构可由两边把手控制。
- 仅需一名医护人员可推上车。
- 上车后可由固定装置锁在车厢底上。
- 由高强度铝合金制成,重量轻、使用安全、易清洗。
- 主要适用于医院、救护车、城市道路转运病人。
- 轮子尺寸:ø150mm。

Technical features:

The stretcher is made with an eye on a very wide range of special emergency situations, such as in the mountains, air and at sea. It is sturdy and flexible to use, it is quick reliable fittings enable first-aid person to operate it rapidly and safe. With its special sling equipment, the stretcher is ideal for lifting and transport by helicopter. It has an adjustable feet-securing mechanism, four safety bells and a mattress. All the materials used are non-toxic, non-polluting, fire-proof, wear-resistant and anti-corrosion.



Technical parameters:

- Product size: 1970*610*1250mm
- Foldaway size: 1970*610*480mm
- Back-rest lifting: 0-60°
- Net weight:40kg
- Load limit:180kg
- Carton size:2100*610*490mm

BDST206 Aluminum Alloy Scoop Stretcher

铝合金铲式担架



Technical parameters:

- Max. Size(L*W*H): 2020*420*60 mm
- Min. Size(L*W*H): 1680*420*60 mm
- Packing Size: 450*90*1690mm
- N.W.: 10kg
- G.W.: 11kg
- Load Bearing: ≤159kg

BDST207 Aluminum Alloy Stair Stretcher

楼梯担架



Technical parameters:

- Product size (L x W x H): 90 x 51 x 91cm
- Folding size (L x W x H): 90 x 17 x 59cm
- Packing size(1pc/carton): 96 x 17 x 64cm
- N.W.: 10.5kg G.W.: 11.7kg
- Load bearing: less than 159kg

BDST208 Aluminum Alloy Stair Stretcher

楼梯担架



Technical parameters:

- Product size (L x W x H): 90 x 51 x 91cm
- Folding size (L x W x H): 90 x 59 x 17cm
- Packing size: 96x 70 x 17cm
- N.W.: 8.2kg G.W.: 9.5kg
- Load bearing: less than 159kg

BDST209 Aluminum Alloy Stretcher for Ambulance

救护车担架



Description:

The height of ambulance stretcher can be adjusted according to your different requirements. Adjust the height handle pressed. One person is enough to send the patient with the ambulance stretcher to the ambulance car.
The ambulance stretcher's surface is made of foamed cushion and the adjustable back, making the wound feel comfortable.
The ambulance stretcher is equipped with security locks, transporting patient must be locked.

Technical Feature:

- Maximum bit size (L×W×H): 190×55×88cm
- Minimum bit size (L×W×H): 190×55×72cm
- Packing Size(1pc/carton): 195×62×42cm
- N.W.:34.5kg G.W.:40.5kg

BDST210 Aluminum Alloy Stair Stretcher 楼梯担架(铝合金)



Technical features:

The stretcher is mainly used for high building's carrying patients and wounded person downstairs.
It is mainly made of track transmission structure to transfer patients. Only need one person to operate this stretcher.
The stretcher can be folded and the stretcher structure could get smaller.
It has four wheels.
The back of the stretcher designed with two or four folded handles. Under the front of the stretcher with two flexible uplift rod.
The stretcher with belts to approve the patient's safety during transport process.
It is made of high-strength aluminum alloy materials. It characterized by its being light-weight, small-sized, easy-carried, use-safely and easy for sterilization and clean.
The size of castor:φ125/75mm.

Technical parameters:

- Product size: 700*540*920mm
- Foldaway size: 700*540*170mm
- Net weight: 10kg
- Load limit:159kg
- Carton size:720*560*200mm


技术特点:

- 本担架主要适用高层建筑下楼梯，履带传动结构方式转移病人。只需一个人就能进行操作。
- 本担架采用折叠式结构，折叠后体积小。
- 担架设有四个轮子。
- 担架靠后端设有可折叠把手。
- 担架前面下端设有两支可伸缩抬杠。
- 担架配备安全带，以保证病人在转移过程中的安全。
- 担架采用高强度铝合金材料制成，它具有重量轻、体积小、携带方便、使用安全、易清洗消毒等特点。
- 轮子尺寸：φ125/75mm。

BDST301

Spine Board

脊髓板

**Product description:**

Spine board is commonly used for safely transporting seriously injured and immobile.

It can float on water, allowed X-rays and also used together with head immobilizer.

Made of high strength engineering plastic, this spine board is enduring, anti-aging, weight loading and easy for storage.

It is a must have in first-aid equipment for medical centers.

Product parameters:

- Product size (L*W*H): 1830*450*50mm
- Packing Size(L*W*H): 1850*470*70mm
- N.W: 7.5kg
- G.W: 9kg

Weight Capacity: 159KG

产品描述:

高强度工程塑料制成, 持久耐用, 不易老化, 能安全转移伤病员, 是一种可配备给医疗部门的急救转移装备, 可以X光透视。

产品参数:

- 产品尺寸(长*宽*高): 1830*450*50mm
- 包装尺寸: 1850*470*70mm
- 净重: 7.5kg
- 毛重: 9kg

承重能力: 159KG

BDST302

Head Immobilizer

头部固定器

**Product description:**

Head Immobilizer is made of high-density plastic materials, large ear holes for monitoring the patient's ear canal

Head Immobilizer can be used with scoop stretcher and spine board at the same time

Head Immobilizer is minimal interference with X-ray, MRI, or CT scanning procedures

Head Immobilizer is water-resistant plastic coating makes it easy to clean and prevents bacterial growth on it

产品描述:

由高密度的塑料材料构成, 在头两侧有大的耳洞用来观察出血或引流, 可同时用于脊髓板担架和铲式担架。

整体材料无金属的设计可以让病人无需脱掉头部固定器即可进行X光透视, CT扫描, 核磁共振成像检查。防水材料使得它易于清洗消毒, 不会受到恶劣天气的影响。

BDST303

Medical Patient Transfer

过床易

**Product description:**

Foamed cushion surface makes the wounded feel comfortable.

Mainly used in emergency room, gynecology and obstetrics department, X-ray room, medical ward and ICU room for patient transportation.

Product parameters:

- Product size (L*W*H): 1800*500*10mm
- Packing Size(L*W*H): 920*520*40mm
- N.W: 6.1kg
- G.W: 7.1kg

Weight Capacity: 159KG

产品描述:

本品床面为泡沫床垫做成, 让伤员感觉舒适。主要用于产科, X光室, 病房及重症室来转移病人。

产品参数:

- 产品尺寸(长*宽*高): 1800*500*10mm
- 包装尺寸(长*宽*高): 920*520*40mm
- 净重: 6.1kg
- 毛重: 7.1kg

承重能力: 159KG

担架推车

BDTT201

Aluminum Alloy stretcher trolley

Technical parameters:

- Product size (L x W x H):
- High position: 190 x 55x 88cm
- Low position: 190 x 55x 54cm
- Packing size(1pc/carton): 195x 62 x 34cm
- N.W.: 34kg G.W.: 40kg
- Load bearing: less than 159kg



椅式担架

BDTT202

Automatic Loading Ambulance Stretcher

Technical Features:

- Product Size (L x W x H):
- High Position: 196 x 55 x 86cm
- Low Position: 196x 55 x 25cm
- Carton Size(1pc/carton): 198 x 64 x 26cm
- Load bearing: 159kg
- N.W.: 34kg G.W.: 40kg
- Maximum Angle of the Back : 85°



BDTT203

Autopsy Trolley

尸体车

Technical features:

- The trolley made of stainless steel 304.
- Heavy duty caster with brakes 5"

Technical parameters:

- Size: 2200*680*820mm
- N.W.: 38kg
- Carton Size: 2250*720*480mm/1pc

规格:

- L850*W520*H950mm

特征:

- 车体采用纯不锈钢结构
- 车体内采用无缝焊接工艺
- 5寸装饰盖刹车轮



BDCB01

Bedside Cabinet 床头柜



Technical features:

- Mild steel powder coated body & top of table by composite board.
- One drawer can be pulled out from both sides.
- The two doors at both side. It is can be pulled out from both sides convenient. One shelf in door.
- One turnover table can be hid at side.
- Heavy duty caster with brakes 4"

Technical parameters :

- Product size: 520*430*780mm
- Size of table: 600*350mm
- Height adjustable of table:720-1040mm
- Net weight:15kg
- Load limit:30kg
- Carton size:560*500*800mm

技术特点:

- 柜体采用金属喷塑处理。
- 可隐藏式高密度餐桌板，高度可调节。
- 柜门采用双边式开户方式。
- 4寸静音刹车轮

规格:

- 520*W430*780mm



BDCB02

床头柜 Bedside Cabinet



L450 x W470 x H780mm
Material: ABS Plastic

BDCB03

床头柜 Bedside Cabinet



L450 x W470 x H780mm
Material: Steel frame and ABS Plastic

BDCB04

床头柜 Bedside Cabinet



L480 x W480 x H780mm
Material: ABS Plastic

BDCB05

床头柜 Bedside Cabinet



L480 x W480 x H780mm
Material: ABS Plastic

BDCB06

床头柜 Bedside Cabinet



L480 x W480 x H820mm
Material: ABS Plastic

BDCB07

床头柜 Bedside Cabinet



L520 x W480 x H740mm
Material: Aluminium alloy, density board;
The top by stainless steel

BDCB08

床头柜 Bedside Cabinet



L520 x W480 x H740mm
Material: Aluminium alloy, density board

BDCB09

床头柜 Bedside Cabinet



●Product size: 450*480*780mm
●Net weight:18kg ●Load limit:30kg
●Carton size:480*500*800mm

BDCB01B

Bedside Cabinet 床头柜



Technical features:

- Foldable writing board.
- Storage drawer
- Inside adjustable shelf
- 3 inch noiseless wheels

Technical parameters :

- Size: 520*470*700mm
- Carton size:560*500*800mm

技术特点:

- 侧拉升降写字板
- 储物抽屉
- 内可调层板
- 3寸静音脚轮

规格:

- 520*W470*700mm

BDCB10

床头柜 Bedside Cabinet



L495 x W423 x H800mm
Material: Steel frame and density board

BDCB11

床头柜 Bedside Cabinet



L450 x W470 x H800mm
Material: Steel frame and ABS Plastic

BDCB12

水槽柜 Sink Cabinet



Technical features:

- Back board to protect the wall

Technical parameters :

- Size: 635*600*760mm
- Carton size:650*630*800mm

技术特点:

- 防污背板，防止液体等溅到墙体破坏墙
- 储物抽屉
- 内可调层板
- 3寸静音脚轮

规格:

- 630*W600*760mm

BDEC-300 Alternating Pressure Mattress 褥疮防治床垫



3" (7.5cm) Cell Overlay Mattress with Pump

Product description:

BDEC-300 is recommended for the prevention and treatment of pressure sore stage I and II in long-term and domiciliary therapies. The 24 7.5cm-high cells in Nylon+PVC are particularly comfortable. They are fixed by means of press-studs. Very easy to install, use and maintain with the possibility of adjusting the pressure according to the patient's weight. They are also easily interchangeable in case of breakage. The pump can be hung to the end of the bed by means of two hook.

Product Technical Parameters Of The Mattress

- 1) Dimensions(L*W*H):200*86*7.5cm
- 2) Cell height:7.5cm/3"
- 3) Cell and base material:Nylon+PVC
- 4) Material thickness:0.36mm
- 5) Nylon Colo:Jewelry Blue
- 6) Number of cells:20+1 Free spare cell
- 7) Test Duration:24 Hours(Inflation)
- 8) Pressure Ulcer Stage:I,II
- 9) Mattress System:Overlay
- 10) Weight Support:135Kg
- 11) Warranty:12 Months

Product Technical Parameters Of The Pump the Most Quiet Pump in China

- 1) Electrical:AC 110V/220V 50Hz/60Hz
- 2) Pressure range:50-110 mmHg
- 3) Air output:7-8 L/min
- 4) Dimensions(L*W*H):26.5*13.5*10cm
- 5) Plastic Casing:Taiwan Chimei ABS
- 6) Test Duration:24 Hours
- 7) TUV-CE IEC/EN60601-1&60601-1-2
- 8) Synchronous Motor: TW Ann Yih Brand
- 9) Alternating:1-in-2
- 10) Warranty:24 Months

产品描述:

7.5cm气条波动型褥疮防治床垫(带静态护理功能)。两管波动式床垫, 胎压变换, 分散状态。24条7.5cm气条, 纽扣式简易装配, 可单独替换。新品赠送备用气条一条。透明磨砂质感气条紧固护带。采用宝石蓝医用尼龙PVC布料, 安全, 舒适, 吸湿, 透气。防滑、耐磨尼龙布料底席。四端固定扣环, 可与医用床绑定, 防止床垫移位。床垫和主机送气连接管, 加厚防折设计。

产品床垫技术参数:

- 1) 尺寸(长*宽*高): 200*86*7.5cm
- 2) 高度: 7.5cm
- 3) 材质: 医用尼龙+PVC
- 4) 尼龙颜色: 宝石蓝
- 5) 气条: 24个气条+一个赠送备用气条
- 6) 测试时间: 24小时(膨胀状态)
- 7) 褥疮阶段: I和II阶段
- 8) 承重: 135 Kg
- 9) 质保12个月

BDEC-300B Alternating Pressure Mattress 褥疮防治床垫



4" (9.5cm) Cell Overlay Mattress with Pump

Product description:

BDEC-300B is recommended for the prevention and treatment of pressure sore stage I and II in long-term and domiciliary therapies. The 20 9.5cm-high cells in Nylon+PVC are particularly comfortable. They are fixed by means of press-studs. Very easy to install, use and maintain with the possibility of adjusting the pressure according to the patient's weight. They are also easily interchangeable in case of breakage. The pump can be hung to the end of the bed by means of two hook.

Product Technical Parameters Of The Mattress

- 12) Dimensions(L*W*H):200*86*9.5cm
- 13) Cell height:9.5cm/4"
- 14) Cell and base material:Nylon+PVC
- 15) Nylon Colo:Jewelry Blue
- 16) Number of cells:20+1 Free spare cell
- 17) Test Duration:24 Hours(Inflation)
- 18) Pressure Ulcer Stage:I,II
- 19) Mattress System:Overlay
- 20) Weight Support:140Kg
- 21) Warranty:12 Months

Product Technical Parameters Of The Pump the Most Quiet Pump in China

- 11) Electrical:AC 110V/220V 50Hz/60Hz
- 12) Pressure range:40-100 mmHg
- 13) Air output:6-7 L/min
- 14) Dimensions(L*W*H):25*12*10cm
- 15) Plastic Casing:Taiwan Chimei ABS
- 16) Test Duration:24 Hours
- 17) TUV-CE IEC/EN60601-1&60601-1-2
- 18) Synchronous Motor: TW Ann Yih Brand
- 19) Alternating:1-in-2
- 20) Warranty:12 Months

产品描述:

9.5cm气条波动型褥疮防治床垫(带静态护理功能)。两管波动式床垫, 胎压变换, 分散状态。20条9.5cm气条, 纽扣式简易装配, 可单独替换。新品赠送备用气条一条。透明磨砂质感气条紧固护带。采用宝石蓝医用尼龙PVC布料, 安全, 舒适, 吸湿, 透气。防滑、耐磨尼龙布料底席。四端固定扣环, 可与医用床绑定, 防止床垫移位。床垫和主机送气连接管, 加厚防折设计。

产品床垫技术参数:

- 10) 尺寸(长*宽*高): 200*86*9.5cm
- 11) 高度: 9.5cm
- 12) 材质: 医用尼龙+PVC
- 13) 尼龙颜色: 宝石蓝
- 14) 气条: 20个气条+一个赠送备用气条
- 15) 测试时间: 24小时(膨胀状态)
- 16) 褥疮阶段: I和II阶段
- 17) 承重: 140 Kg
- 18) 质保12个月

BDEC301

医用床垫 Medical mattress



注: 床垫的厚度, 宽度及颜色均可根据需求方要求制作。
The thickness and width and color of mattress can be chosen and according to the customer's demand.

BDEC302

助力臂 Slef Help Pole



BDEC030

中控脚轮 Cator of Center Controlled



125mm & 150mm(Diameter)

BDEC031

静音脚轮 Silent Castor With Brake



125mm(Diameter)

BDEC032

静音脚轮 Silent Castor With Brake



125mm(Diameter)

BDEC033

静音脚轮 Silent Castor With Brake



125mm(Diameter)

BDT201

治疗车 Treatment Trolley



Size: L850 x W500 x H900mm

BDT202A

治疗车 Treatment Trolley



Size: L850 x W500 x H900mm

BDT202B

治疗车 Treatment Trolley



Size: L850 x W500 x H900mm

BDT203A

治疗车 Treatment Trolley



Size: L700 x W450 x H900mm
Material: Full stainless steel

BDT203B

治疗车 Treatment Trolley



Size: L900 x W500 x H900mm

BDT204

治疗车 Treatment Trolley



Size: L700 x W450 x H900mm

BDT205

治疗车 Treatment Trolley



Size: L650 x W450 x H900mm

BDT206

治疗车 Treatment Trolley



Size: L600 x W360 x H850mm

BDT207

治疗车 Treatment Trolley



Size: L380 x W450 x H900mm

BDT208

热水瓶车 Thermos Cart for 24 Bottles



Size: L650 x W500 x H1000mm

BDT209

护理车 Cart for Marking Up Bed and Nursing



Size: L900 x W500 x H1050mm

BDT210

污衣车 Cart for Dirty Clothes



Size: L700 x W500 x H900mm

BDT211 污衣车 Cart for Dirty Clothes



Size: Ø450 x H750mm

BDT212

Emergency Trolley 急救车



Technical features:

- Mainly made of plastic and steel coated.
- ABS top board and easy to clean.
- ABS drawer with aluminum alloy frame and removable tray.

Technical parameters:

- From caster to top board: 850*520*950mm
- Overall size: 1370*720*1030/1655mm
- Carton size: 880*570*990mm
- G.W.: 74kgs

Standard Accessory:

I.V. Stand, Sliding side shelf, Defibrillator shelf, Needle disposal holder, Centralized lock, Utility container, SUS304 Guard rail, Double-Dust basket, Caster with two brakes, Power outlet & hooks, Oxygen Tank holder, C.P.R Board

Optional accessory:

Stainless steel plate, Disposable lock, Storage Box, Dust basket with foot pedal, Suction Pump shelf

规格:

● L850*W520*H950mm

特征:

- 车体采用铝, 塑, 钢结构组成。
- ABS注塑模具成型工艺台面, 易清洁。
- 台面采用正反双面板无缝拼接工艺。
- ABS抽屉带铝合金抽屉框, 易取放。

标配:

点滴架, 除颤器平台, 隐藏式工作台, 锐器盒, 不锈钢护栏, 中控锁, 侧翻式物料盒, 双污物桶, 电源插座, 氧气瓶支架, 除颤板, 静音脚轮, 2小抽屉, 2中抽屉, 1大抽屉。

选配:

不锈钢台面, 一次性锁, 置物盒, 脚踏式污物桶, 吸痰器支架 包装尺寸: 880*570*990mm

BDT217A

方形病历车
Treatment Trolley



L336 x W400 x H850mm
Single row, 20 layers with a drawer, 3" caster
单排, 20格带抽屉, 3英寸静音脚轮

BDT217B

方形病历车
Treatment Trolley



L680 x W400 x H850mm
Double rows, 40 layers with a drawer, 3" caster
双排, 40格带抽屉, 3英寸静音脚轮

BDT218

送药车 Clinical Trolley



L620 x W520 x H950mm
ABS工程塑料车体, 三折轨道, E型铝合金柱
F型钢覆体。
ABS body, metal ball-bearing rail. E-aluminum
columns F-plastic-steel columns.

BDCB21

床边桌 Over-bed Table



L765 x W385 x H710/1100mm
材质: 桌面为防火密度板, 钢管镀铬结构。
Material: the top made of fiberboard fire-proof.
And the frame will be steel tube chromed.

BDCB22

床边桌 Over-bed Table



L900 x W450 x H720/1050mm
材质: 桌面为ABS板, 金属喷涂结构。
Material: the top made of ABS Board. And
the frame will be steel tube coated.

BDCB23

床边桌 Over-bed Table



可调节 Adjustbale Type
Material: ABS Plastic.

BDCB24

床边桌 Over-bed Table



固定式 Fixed Type
Material: The top made of fiberboard
fire-proof with aluminium alloy frame.

BDCB25

床边桌 Over-bed Table



Technical features:

- Pneumatic lifting & height adjustable: 345mm
- The top can be twisted by 180°
- 3 inch noiseless wheels

Technical parameters:

- Size: 900*450*735-1080mm
- G.W.: 15kgs

规格:

● L900*W450*H735-1080mm

特征:

- 机械升降行程: 345mm
- 台面可左右翻转180度
- 3寸静音脚轮

BDT224 输液架 I.V. Stand



Technical features:

- The I.V. Stand with five wheels and locker.
- The I.V. Stand with four hooks.
- The I.V. Stand made of ABS Plastic.

Technical parameters:

- Height adjustable: 1100*1800mm
- Diameter of base: φ550mm
- Diameter of castor: φ50mm
- Net weight: 2kg
- Load limit: 3kg

BDT225 输液架 I.V. Stand



Technical features:

- The I.V. Stand with five wheels and free locker.
- The I.V. Stand with four hooks.
- The I.V. Stand made of stainless steel high quality.

Technical parameters:

- Height adjustable: 1100*1800mm
- Diameter of base: φ550mm
- Diameter of castor: φ75mm
- Net weight: 2kg
- Load limit: 5kg

BDT226 输液杆 I.V. Pole



Technical features:

- The I.V. Pole with four hooks.
- The I.V. Pole made of stainless steel high quality.

Technical parameters:

- Height adjustable: 600*1100mm

BDEC101 Accompanier's Chair 陪护椅



- Technical features:**
- The fabric is pressed PVC artificial leather and steel frame coated.
- Technical parameters:**
- Size: 620*610*420mm
 - N.W.:22.5kg
 - Carton Size: 1180*610*210mm/1pc
 - 规格: 620*610*420mm
 - 展开: 620*1900*580mm
 - 净重: 22.5kg
 - 包装: 1180*610*210mm
 - 材质: PVC压延仿皮, 钢管喷塑

BDEC102 Accompanier's Chair 陪护椅



- Technical features:**
- Aluminium alloy armrest, the fabric is pressed PVC artificial leather and steel frame coated.
- Technical parameters:**
- Product size: 2060*650*450mm
 - Foldaway size: 780*650*450mm
 - Back-rest lifting: 0-85°
 - Net weight: 38kg
 - Load limit: 180kg
 - Carton size: 1300*660*370mm
- 规格: 650*780*450mm(靠背高: 1060mm)
•展开: 2060*650*450mm
•净重: 38kg
•材质: 铝合金护手, 静音脚轮, 环保型PVC压延仿皮, 钢管喷塑。

BDEC107 Accompanier's Chair 陪护椅



- Technical features:**
- The fabric is pressed PVC artificial leather and steel frame coated.
- Technical parameters:**
- Product size: 1860*670*400mm
 - Foldaway size: 660*670*410mm(height of back-rest: 930mm)
 - N.W.:32kg
 - Carton Size: 1000*800*820mm/1pc
 - 规格: 1860*670*400mm
 - 展开: 660*670*410mm(靠背高: 930mm)
 - 净重: 32kg
 - 材质: PVC压延仿皮, 金属钢管喷塑椅架

BDEC103 Transfusion-Chair 输液椅



- Technical features:**
- The fabric is pressed PVC artificial leather and steel frame coated and 3 angles adjustable.
- Technical parameters:**
- Size: 700*770*1080mm
 - N.W.:21.5kg
 - Carton Size: 900*600*350mm/1pc
 - 规格: 700*770*1080mm
 - 净重: 21.5kg
 - 包装: 900*600*350mm
 - 材质: PVC压延仿皮, 钢管喷塑, 可调理三种角度。

BDEC104 Transfusion-Chair 输液椅



- Technical features:**
- The fabric is pressed PVC artificial leather and steel frame coated.
- Technical parameters:**
- Size: 740*640*1020mm
 - N.W.:25kg
 - 规格: 740*640*1020mm
 - 净重: 25kg
 - 材质: PVC压延仿皮, 钢管喷塑。

BDEC201 Waiting Chair 候诊椅



- Technical features:**
- Plastic coated surface, galvanized armrest.
- Technical parameters:**
- Size: 1880*680*450/800mm (for three persons)
 - N.W.:40kg (for three persons)
 - 规格: 1880*680*450/800mm (三位/组)
 - 净重: 40kg(三位/组)
 - 材质: 表面喷塑处理, 电镀护手, 装饰条为不锈钢

BDEC202 Waiting Chair 候诊椅



- Technical features:**
- Plastic coated surface, galvanized armrest.
- Technical parameters:**
- Size: 1880*680*450/800mm (for three persons)
 - N.W.:40kg(for three persons)
 - 规格: 1880*680*450/800mm (三位/组)
 - 净重: 40kg(三位/组)
 - 材质: 表面喷塑处理, 电镀护手, 装饰条为不锈钢

BDEC105 Transfusion-Chair 输液椅



- Technical features:**
- The fabric is pressed PVC artificial leather and frame by stainless steel.
 - Diner table by MDF
- Technical parameters:**
- Size: 770*680*1080mm
 - N.W.:25kg
 - Carton size: 920*620*350mm
 - 规格: 770*680*1080mm
 - 净重: 25kg
 - 材质: PVC压延仿皮, 不锈钢椅架。

BDEC106 Transfusion-Chair 输液椅



- Technical features:**
- The fabric is pressed PVC artificial leather and frame by stainless steel.
 - Reclining Backrest and Foot rest simultaneously by ratchet system
 - Swing and height adjustable Stainless Steel armrest
 - Wire Mesh Basket
 - 50mm castor at rear for mobility(upon tilt position)
- Technical parameters:**
- Size: 600*590*1170mm
 - N.W.:25kg
 - Carton size: 1000*580*390mm
 - 规格: 600*590*1170mm
 - 净重: 30kg
 - 材质: PVC压延仿皮, 金属钢管喷塑椅架。

BDEC203

单层脚踏凳 Single-step Stool



- Size: 450*300*200mm
- Description: steel coated.

BDEC204

护士凳 Nurse Stool



- 规格: H480-650mm by Gas Spring
材质: 人造皮革, 液压升降, 万向脚轮, 金属结构镀铬处理
- 规格: H480-650mm by Gas Spring
Description: the fabric is pressed PVC artificial leather and steel frame chromed.

BDEC205

双层脚踏凳 Double-step Stool



- Size: 550*390*410mm
- Description: stainless steel.

BDEC206

双层脚踏凳 Double-step Stool



- Size: 550*390*410mm
- Description: stainless steel & ABS cover

BDWC101 Wheelchair 钢质轮椅



电镀车架，固定扶手，固定脚托，实心前轮，塑料轮框实心后轮。
Chromed steel frame, fixed armrest, fixed footrest, solid castor, solid mag rear wheel.

BDWC101	6066	4190	61	30	50	88	100	94x25x90	18.7	20.9	140	530
---------	------	------	----	----	----	----	-----	----------	------	------	-----	-----

BDWC102 Wheelchair 钢质轮椅



喷塑车架，可拆扶手，可拆脚托，实心前轮，实心后轮。
Powder coating steel frame, detachable armrest, detachable footrest, solid castor, solid rear wheel.

BDWC102	6066	4194	61	30	50	90	100	95x26x90	18.5	20.7	138	340
---------	------	------	----	----	----	----	-----	----------	------	------	-----	-----

BDWC103 Wheelchair 钢质轮椅



电镀车架，固定扶手，可拆脚托，后把手连刹车，可拆把手，实心前轮，塑料轮框实心后轮。
Chromed steel frame, fixed armrest, detachable footrest, drop back handle with united brake, solid castor, solid mag rear wheel.

BDWC103	62	43	20	20	30	94	100	104x26x90	13.2	21.6	432
---------	----	----	----	----	----	----	-----	-----------	------	------	-----

BDWC104 Commode Chair 座侧轮椅



不锈钢车架，下压式扶手，可拆脚踏，带刹实心前后轮，舒适PU座厕坐垫。
Stainless steel chair frame, flip down armrest, detachable footrest, four castor with lock, PU commode seat

BDWC104	46	64	12.5	10.5	54	97	100	56x53x140.5	12	145	300
---------	----	----	------	------	----	----	-----	-------------	----	-----	-----

BDWC105 Walking Aids 助行架



Powder coating steel frame, drop back handle with united brake, solid wheel.

BDWC105	78	48	52	78-88	8	62x24x8	1	9
---------	----	----	----	-------	---	---------	---	---

BDWC107 Electric Wheelchair 电动轮椅



产品特点:

整车重量轻的便携式电动轮椅,本款轮椅车架主题结构采用航空铝材,质强度高重量轻,额定载重量120kg。
整车体积小,的便携式电动轮椅;采用前后折叠方式,折叠结构紧凑,外形小巧。
节能高效型电动轮椅;采用直流高速无刷电机,输出扭矩大,效率高。
低维护费用型电动轮椅;电机无需更换碳刷,采用锂电池使用寿命更长。
美观实用型电动轮椅;符合人体工程学设计,电池和操纵杆为工具快拆型结构,电磁刹车和反光警示贴,安全可靠操作灵活。

技术参数:

主要尺寸及结构参数
外形尺寸:
长800mm 宽570mm 高840mm
轴距: 455mm
轮距: 505mm
离地间隙: 100mm
转弯半径: 750mm
重量: 20kg
最大载荷: 120kg
前后轮规格: 前轮7" X1-1/4' PU' 轮, 后轮8" X2' 橡胶轮
轮胎气压: 免充气

电气参数

电动机:直流无刷电机
额定电压: DC24V
额定功率: 150 WX2
蓄电池型号: ITP-24-08
额定容量: 8 Ah
额定电压: 24V
装备数量: 2个。
充电器电源: AC220 V,50Hz
输出电压: 24V
最大输出电流: 2A
调速器:最大输出电流: 44A
连续工作电流: 5A
速度调节方式:PWM无级变速
电压指示: LED

Functional description:

The lightest portable electric wheelchair. Its standard bearer is 120KKG, and the wheelchair weighs only 20KG.
Motor power:1800w*2
Battery:12V*2-10AH Li-ion
Charge time:5 hours
Max. speed:6km/h
Max climbing grade:12°
Carry Capacity:120kg

Specifications:

Overall Height: 890mm
Overall width: 570mm
Overall length: 880mm
Folded width: 410mm
Seat depth: 400mm
Seat width: 340mm (14")
Seat height: 500mm
Weight: 20kg

主要技术性能参数

最大速度: 4.5km/h
制动性能: ≤1.0m
爬坡能力: 10度
耗电量: 1.2kW · h/100 km 不超出生产厂规定指标的15%
纵向稳定性: 20度
侧向稳定性: 15度
一次充电续航里程: 20公里

Optional Accessories 配件系列



BDCB009 ABS床头尾板
ABS Head And Foot Board



BDCB010 ABS床头尾板
ABS Head and Foot board



BDCB011 ABS床头尾板
ABS Head and Foot board



BDCB012 ABS床头尾板(防撞轮)
ABS Head and Foot board(Bumper)



BDCB013 ABS床头尾板
ABS Head and Foot board



BDCB014 ABS床头尾板
ABS Head and Foot board



BDCB015 ABS床头尾板
ABS Head and Foot board



BDCB016 ABS床头尾板
ABS Head and Foot board



BDCB017 ABS床头尾板
ABS Head and Foot board



BDCB018 ABS床头尾板
ABS Head and Foot board



BDCB019 ABS床头尾板
ABS Head and Foot board



BDCB020 ABS床头尾板
ABS Head and Foot board



BDCB021 ABS护栏
ABS Side Rail
Size:720 x 300mm/4pieces



BDCB022 ABS护栏
ABS Side Rail
Size:1100 x 300mm/2pc
570 x 300mm/2pc



BDCB023 ABS护栏
ABS Side Rail
Size:1100 x 300mm/2pc
900 x 300mm/2pc



BDCB024 四档铝合金护栏
Aluminum Side Rail
Central hole spacing:680mm/2pc



BDCB025 五档铝合金护栏
Aluminum Side Rail
Central hole spacing:940mm/2pc



BDCB026 六档铝合金护栏
Aluminum Side Rail
Central hole spacing:1200mm/2pc



BDCB027 五档韩式护栏
Aluminum Side Rail
Central hole spacing:1200mm/2pc



BDCB028 Aluminum Side Rail
六档铝合金护栏
Central hole spacing:1200mm/2pc